

# Dragon Magick & Dragon Divination

# Introduction to Dragons

According to the teachings of the Ancients, anything unexplainable in everyday terms, or so fantastic that it invokes feelings of curiosity, suspicion, or fear while still seeming plausible, was said to come from a place of Great Mystery, a place where the Spirit itself lived, and where dreams and visions originated. This place is said to be where Grandmothers and Grandfathers of the children of Earth watch over the people from, and where the creatures of the Shadow Lands and the realms of fantasy are said to reside. This place relies on our unconditional faith and trust in order to exist, and is known by the Wise Ones as “The Void”. It is part of the Astral Realm, where we cannot travel on our own unless we are invited in and shown the way.

It is believed that when we sleep, our dreams are sent to us from The Void. When we consult our guides, they answer us from The Void, and when we receive visions and foresight, it is relayed to our Higher Selves from The Void. This shadowy world of untold mystery is where much of our inner knowledge comes from, but it is also a place where many things have gone. The Void, being where the Spirit lives, is like a giant safe haven for those things we are incapable of seeing in today’s “civilized” world. Creatures such as Unicorns, Faeries, Centaurs, Fauns, Dryads, and Dragons find refuge in this other world, and are felt in the presence by some and “seen” by even fewer as they continue to go about their invisible physical lives here on Earth.

Throughout history, from cultures as distant as the Aborigines and their Dreamtime, the Vikings and the people of China, Japan, and England, Dragons have been mentioned in one form or another. Why is this? Did these people actually see these beasts, or did they simply mistake a giant lizard, or some other reptilian creature that had folds of skin under its forearms and could fly, such as giant bats, or the flying dinosaurs, Archaeopteryx or the Pterosaurs? Were there dinosaurs still roaming the Earth only a few thousand years ago? Loch Ness Monster, it is believed, is one such creature. There is even a constellation of stars in the night sky named “Draco”, as its general shape is that of a Dragon.

Wyverns, traditionally depicted on shields and banners in heraldry for hundreds of years, are considered a sign of strength to those who bear the symbol. European Dragons are anatomically different to most dragons, having the usual two wings, but only having two legs;

sometimes shown as having hand-like claws on the tips of its wings and a razor sharp stinger filled with poison on the end of its tail. Today the Welsh flag still has a red dragon on a green and white background, and the red dragon is their national symbol.

In the Chinese and Japanese culture the Dragon symbolizes life and growth and is said to bring the five blessings: harmony, virtue, riches, fulfillment and longevity. Chinese Dragons are still shown in parades around the world celebrating the Chinese New Year with the Dragon Dance. In China there are four main kinds of dragons: the Celestial Dragons who protect the places of the Gods, the Spiritual Dragons who control the wind and the rain, the Earth Dragons which control the rivers and water on the Earth, and the Underworld Dragons which guards precious metals and gems. Separate dragons also control the rivers of the North, South, East, and West. The commander of all the River Dragons is blood red in color, has a fiery mane, and is 900 feet long from the tip of its nose to the end of its tail.

The Dragon became a symbol of evil and the devil only after Christianity gained power. In an attempt to crush the ancient beliefs of Pagans, the Christians spread their propaganda of their devil, calling him the Dragon. By instilling this fear of eternal damnation the church gained control of many royal houses. With this they changed or passed laws that prohibited the Pagan beliefs, and with this caused humankind to fear Dragons instead of respecting them, as they should. Also from this came Knights, later called “Dragon Slayers”, that were eager to prove their faith to their God and country by hunting the Dragons down. Not completely an unselfish act because of the payments of gold they received for their “bravery”. Whether the 'dragons' they hunted were strange beasts or simply those who followed another religious path is unknown.

Because of humankind's acts of the past, today Dragons are forced to mostly live their lives in the Void with little to no contact with those of us who live on this side of the Veil. Those with quick eyes and an open mind occasionally catch a glimpse out of the corner of their eye, an insubstantial form that is dragonish. The more traditional, larger Dragons, however, must be seen with the inner eyes and heard with the inner ears before they can become a reality for most people. To see them, you first have to believe 100% that they are there, not just images in your mind, but really there! You must learn to feel them, welcome them, and honor their presence by gifting them with offerings.

Dragons do travel constantly between our world and the Void to determine if humankind has matured, meaning that we have outgrown our need to dominate anything different from ourselves. There are some who believe that they are connected with the mysterious lights in the night sky which are reported as UFO's. Others believe that miracles and other unusual happenstance should be attributed to dragon interference.

In the Clan I studied with, we believe that we are contacted by, and are able to make contact, with those dragons who wish to build a bridge of understanding. Dragons aren't 'biding their time' waiting to return to this plane of existence, they are perfectly happy where they are. However, just as we are always seeking to further ourselves, to grow spiritually, so are they. By working together we can learn valuable information not only about our spiritual paths but also what makes us 'human'. As understanding grows between our two species there are sure to be great benefits arising to help us all.

## *History of the Dragon*

Many sources say that the earliest forms of dragons are linked with the Mother Goddess, Water Gods, and Warrior Gods. In these capacities they were both beneficent and destructive. Dragons were often believed to be sea dwelling creatures, jealously guarding vast treasures of gold and pearls. Rain, clouds, thunder, and lightening were all believed to be the breath of the dragon; it's fire beginning in lightening. In Dragon magick we link the dragon to all elements but understand that it has it's origins in the primeval seas, just as we do.

A common factor of ancient myths is the significance of the dragon was in its control over mankind. As the Western myth of the dragon grew, these beings came to represent the chaos of original matter. With man's awakening, and every growing, consciousness a struggle arose and we created order to constantly challenge the dragon's power. This is also where we get our need for balance, understanding that leaning too much to one side or the other will only cause strife in our lives.

The most common belief on the origin of the dragon is that they have existed since pre-time; they were the first forms that came out of the swirling mists of a coalescing universe. Whether they began as monsters or deities, their existence was taken as fact until the 17th century. During that time was when 'scientists' began to debunk the myth of dragons by exposing museum dragon pieces as fakes. These faux dragons were usually fossilized rays or bats. Then came the

scientific leap that dragons were the way that superstitious man, unenlightened by science, came up with fantastic stories to explain away dinosaurs.

Almost all of our ancestors believed that the earth was inhabited by these great creatures. Where did the idea come from? It has been said that dragons stem from a universal human imagination, that they are merely inherited memories of dinosaurs, or that they are simply figments created by our subconscious in an attempt to explain away the unexplainable. Obviously, practitioners of dragon magick don't believe this but it is important that we understand the stereotypes that we will need to face.

So, if there is no one historical starting point, what are we to do? As a hopeful dragon magickian we must have a firm belief in dragons. If you do not, then you should walk away from this area of study as you will never move beyond the theoretical. You cannot hope to contact a dragon in the hopes that they will prove their existence to you.

I was taught that dragons once existed on this plane, as a witch I really want to believe this but the skeptic in me wants proof. As it is, I choose to believe that they may have existed and I keep an open mind about it. My Clan teaches that perhaps in pre-time or if there were a few dragons who remained behind into the current era, they once shared this level of existence with us. They did not disappear, or die out, or flee from the cruelty they found inherent in mankind. We believe that they evolved beyond this plane into pure spiritual beings; their home is now on a level of the astral plane. Does this make them better than us? No. What it does mean is that they are in a unique position to help us evolve into better beings. They are more in tune with the universe that is beyond our ken and can help us to better understand the world we live in.

What we do know is scattered fragments that my magister tried to tie together into coherency. The word dragon is derived from the Latin 'dracon' which means serpent. Dracon originated in the Greek word 'spakov' (serpent) which in turn was derived from the Greek verb 'spakelv' (to see clearly). It is related to other words, most of which deal with sight. They are the Sanskrit 'darc' (see), Avestic 'darstis' (sight), and the Old Irish 'derc' (eye). From the old English there is 'tohrt', Old Saxon 'torht', and Old High German 'zoraht', all of which mean clear or bright. From this we tie dragons in with the great serpents and because of its tie to sight and seeing it became a receptacle of knowledge and visions.

The earliest recorded dragons are from Sumeria and China; both lands have stories of dragons that date back to around 5,000 BCE. Indeed, the Chinese believe that they were the descendants of dragons. Japan also has early tales of dragons but most of those relate dragons to natural disasters. Both Chinese and Japanese dragons could transform themselves into human form.

Egyptian dragons appear around 3,000 - 2,000 BCE and for the most part, Egyptians saw dragons as a sign of evil. This is because Apep was a dragon and Apep's greatest desire was to overthrow Ra. However, Ra also had a guardian dragon - Mehen - who protected the Boat of the Sun. Babylonian myths of dragons also appeared around 2,000 BCE, the most famous being the Epic of Gilgamesh.

Around 250 CE the Aztecs began worshipping Quetzalcoatl, a feathered serpent God. He was also known as Kulkulkau, Ehecatl, and the Lord of the Dawn. It is said that Quetzalcoatl left when he could not get the Aztecs to change their ways. The Aztecs also had other dragons, Coatlicue a hydra with two dragon heads and a skirt of snakes who was the symbol of nature. There were also Xiuhcoatl, small fire-serpents who aided Huitzilopochtli.

Today we must rely on the old stories in order to learn about dragons. However, we should confuse the dragons of myth and legend with what we will be contacting. These stories will give us an idea of the power that these beings hold as well as how capricious they can be. They are not a blue print for how our dealings will be with them. Immersing ourselves in their legends will help us to connect with the primal energy that they represent.

## *Dragons and Science?*

Dragons were mentioned in both alchemy and medicine during the Medieval Times, especially in the field of medicine. The people in the field of medicine sought Dragons not for their ancient wisdom but for their organs. They hoped to find a miracle cure or tonic to help humankind, so they told the "Dragon Slayers" that they paid to hunt down and kill Dragons. They were only looking to line their pockets with gold.

The blood of Dragons was said to make a person invulnerable to stab wounds if bathed in it, and able to understand the speech of birds and animals if drank. Eating a Dragons heart would make one strong and brave beyond comparison. Eating the tongue would give eloquence in

speech and the ability to win any argument. The liver cured certain diseases, as did various other organs. The scales would be used as shields or armor because of being resistant to fire and stronger than most metals.

In alchemy, the Dragon was considered to be matter, metal and physical body. Often mentioned in conjunction with the Dragons were the Dragon's sister spirit, metallic mercury, and the soul. Ancient Alchemy used the picture of a Dragon or winged serpent as one of its many secret symbols. A common symbol of spiritual alchemical work was a Dragon or a serpent holding its tail in its mouth, an unending circle of eternity.

Dragon's blood is mentioned by both medicine and alchemy in history. Since Dragons would not willingly give their blood and most had already gone into hiding they turned to other sources. There were said to be several sources of this material, other than from actual Dragons. The "bloodstone" hematite, an ore rich in iron, and the mineral cinnabar, a compound of mercury, was both called forms of Dragons blood.

However, the most widely used Dragon's blood was a gum resin. It was said that trees, which originally grew from actual spilled Dragon's blood, produced a reddish-brown sap of great value. This species of tree is still called *Dracaena Draco* by botanists. Incisions were made in the bark and the sap collected as it congealed into resin. Most of these trees are found in the East Indies, southern Arabia, and the Canary Islands. Today the resin is still known as Dragons blood and used in magical procedures.



# Dragons Magic

*“I never told my own religion nor scrutinized that of another. I never attempted to make a convert, nor wished to change another’s creed. I am satisfied that yours must be an excellent religion to have produced a life of such exemplary virtue and correctness. For it is in our lives, and not from our words, that our religion must be judged.”*

–Taken from a letter written by Thomas Jefferson 1816

The above quote was the very first thing I received from my teacher when I started learning Dragon Magick. I choose to keep it here as a reminder that this is how we are supposed to approach other religions; whether we agree with their practices or not, even if we don't think that their path is a religion. Please keep in mind that this doesn't endorse that all religions are good nor that we have to agree with what others practice.

I choose to keep the spelling of 'magick' as it is, firstly because that is how this branch is best known. Secondly, I keep it that way because that is how it was presented and taught to me.

So, what is the Draconic path? It teaches you to work in harmony with dragons and with draconic energies, how to befriend draconic entities, and how to blend this with your current way of worship. You don't have to change your path but you do have to be willing to adapt it in order to work with dragons. Dragons become more than just 'co-magicians'; they are valuable working partners that should be treated as equals. There is, of course, more to it than that and it will be covered on the other pages in this section.

Much of what will be on these pages is what was taught to me. Take it, use what you can, and if you're feeling generous let me know how it works for you or how your training differs. I still haven't found a way to work it into druidry because I am still learning the ropes there. If you are just beginning on a magical or religious path, I would suggest learning that system thoroughly first before adapting it.

I've tried to split up the information in ways that will keep it coherent but still be pretty easy to access. Hopefully I've been successful, there is a fair amount here (I think) and way too much for just one page. You can access the other pages on Dragon Magick from the menu below. Enjoy!



# *Dealing with Dragons*

Dragons can be very difficult to deal with at times. They can be very arrogant, stubborn, and all mighty, yet at other times very nice, cooperative, and respectful. It can become frustrating, but we must keep in mind that they are going to have moods and mood-swings much like we will. We are working with another entity; they are not going to do exactly what we want all of the time. Much of their attitude will depend on how you approach a Dragon as to how they will react to you.



Another important factor is what type of relationship you have built with them, how long you have been working with them, and if you are respectful or not. Since they have come to be very cautious of humans, earning their trust and respect are the first things you need to do. By doing so, you will end up with a very close relationship with them as well as an improved understanding of their moods. Here are some things to keep in mind when dealing with them.



One thing I have learned in working with these entities is that they are often capricious and act in a seeming random manner. They seem to have a great capacity for humor, something that usually amuses me but can be rather frustrating when you are trying to do something that is serious to you or has emotional weight. In order to cope with this I've had to start taking a mental step back and 'count to ten', otherwise I'd be pulling my own hair out.

Even though I have been doing this for a while, I still feel very new to the path. I am always humbled and awed when I call upon the Dragons and they answer. Honestly, this path isn't for everyone because you really do have to put a lot of time and effort into it, not just learning and practicing but also in finding out how to work with these great beasts. Working with Dragons is very different from calling upon spirits or elementals. Take your time, feel out your path and it will be very rewarding.

Listed below are the pointers that my Magister handed out. I think that most of them are fairly common sense items, but it never hurts to go over them again.

- Don't ever call a Dragon into your sacred space and start ordering them around. Treat them like you like to be treated. Give them the respect as equals and not servants, and they will work with you.
- Don't show them that you fear them. They have very heightened sense and can actually smell fear. If they detect any fear whatsoever they won't respect you as an equal and consider anything you do a waste of time and energy on their part.
- Don't ever attack a Dragon you have called. You called them; they didn't call you.
- Dragons are very intelligent. Don't try and pull a fast one over on them.
- Dragons tend to speak in riddles and symbolism. At least until you have worked with them for a while.
- The only tool a Dragon respects (not fears) is the Athame/Sword, but only when wielded by a confident practitioner who is prepared to stand his ground.
- If you feel uncomfortable with a certain Dragon's presence, carefully and politely explain your wishes and desires concerning them. They will understand you and either work along with you or leave you be.
- Before rejecting a Dragon's help or presence, firstly find out what they have to show or teach you. They won't hang around where they are not wanted.
- Always give them an offering. They won't do something for nothing.
- Most Dragons tend to be subtle in their first few contacts with you. Be sensitive and extra aware of what is occurring around you for if there is anything that would endanger them they won't make their presence known.
- Watch what you ask for, they take things literally and without mercy. Don't leave any loopholes in any petition you present to them.

#### **A slight explanation on the points listed here.**

*Don't ever call a Dragon into your circle and start ordering them around.* This is just good plain advice for any being that you choose to deal with. Whenever you are invoking something, you are asking them into your space. Try to be a gracious host or you will find that no being will ever answer you.

*Don't show them that you fear them.* As it was taught to me, I pass on to you. My teacher believed that this was something that was included in the teaching to impress on the pupil that you are dealing with an awesome energy, our will gives energy shape and direction, if you call up dragon energy and are terrified of it you will never accomplish anything. Your magick will be scattered and dissipate without having its

desired effect because you are too scared to wield it. Plus, draconic energy does have its own quirks and personality; fearing it isn't going to help you build a bond with it.

*Dragons tend to speak in riddles and symbolism.* This is an excellent reason to start keeping a journal of what symbols mean to you. While you can sometimes extrapolate a personal meaning from the universal one that is found in books, first hand knowledge is always the best.

*If you feel uncomfortable with a certain Dragons presence, carefully and politely explain your wishes and desires concerning them.* If you have an immediate, negative gut reaction; simply devoke and dismiss. It's better to be safe than sorry. As it states later on, a Dragon will not stay where he is not wanted.

*Before rejecting a Dragons help or presence, firstly find out what they have to show or teach you.* This simply means, if you are working with a Dragon and it suggests something that may seem to go against your morals, ask for a clarification. Dragons aren't human, their thought processes are different than ours and we may simply be not understanding what they are proposing or they may be working on a different moral system. If you still do not agree, then kindly thank them but firmly tell them no. You may give an explanation if you wish, by doing this you will not harm your relationship with them. Dragons value honesty, which includes being honest with yourself.

As you probably have noticed, these are general rules of thumb that rely heavily on common sense. In my experience, dragons don't expect us to kowtow to them, they simply want good hospitality and to be treated with respect. Some are more receptive when we approach with humility while others respond best when we treat them as good friends. As always, be open to adaptation and listen intently to what they have to say.

### *Draconic code of honor*

The Draconic Tradition has a Code of Honor that is followed by all of its practitioners. The Code is followed in magickal workings and in everyday life. There are times when we can't follow the Codes to the exact word, but to completely ignore them would be foolish. Dragons will not work with a practitioner that ignores them. But one who follows the Codes to the best of their ability earns the respect of the Dragons and will have no problem working with them.

- In all that you do consider its benefit or harm to yourself, your family, and your Clan.
- Your duty is always to yourself, your family, and your Clan.
- Be honest with yourself and others and let them know you will not accept anything but honesty in return. You should always strive to be above reproach or criticism in the eyes of the world.
- You should always strive to be kind to others; or, should kindness prove impossible, strive always to be just.
- Give your bond only after great consideration as to how it may affect your duties to yourself, your family, and your Clan. And when you do give your bond it should carry the weight of a signed blood oath.
- Pledge friendship and your assistance only to those who are worthy and honorable. Work to strengthen those of your family, friends, and your Clan, and they will strengthen you.
- Do not pass on anything you have not personally witnessed or verified. Never give unproven hearsay the weight of truth.
- What you have, hold. Let no one take from you, your family, or your Clan that which is rightfully and legally yours.
- The laws of the land should be obeyed whenever possible and within reason for the protection of yourself, your family, and your Clan, for in the main they have been chosen with wisdom.
- Never reveal the secrets entrusted to you by your family, your Clan, or your friends without permission. Possession of a wagging tongue marks you as a fool. Exceptions to this are when keeping the secret would endanger an innocent, bring unjustified dishonor to another, bring shame or dishonor to your family, your Clan, or friends, allow a criminal to go unpunished, or seriously violate the laws of the land. In this matter let common sense prevail.
- Never neglect your family, your Clan, or your friends. Have the fierceness of a Dragon in their defense and always be certain they are provided for before starting any endeavor.
- Offer forgiveness only to those who are truly repentant of wrongs committed against you, your family, your Clan or your friends. And when you offer forgiveness, do so with honesty, for to do so grudgingly is not forgiveness but deceit.
- Always remember that the fury and excitement of the moment can play havoc with the truth. To keep one's head in any situation is a virtue.
- Have respect and honor for all Dragons and the Dragons of the Land. For they will assist you in your endeavors if you do.
- Dignity, a gracious manner and a good humor are to be admired and cultivated. They will aid you to bring honor to your family, and your Clan.
- Try always to be prepared for whatever the future may bring. Life with all of its joys, sorrows, and secrets is to be embraced and experienced to the fullest, for this is how one gains wisdom.

- Respect yourself as a child of the Dragons. Have pride, but not arrogance, in yourself, your appearance, and your position in the Clan. Do your best in all things. Be gracious with self-praise, without bragging, and self-forgiveness when warranted.
- When you gain authority, use it carefully and with wisdom. Remember that authority will grow with experience, and as a Priest/Priestess of a Clan you should exercise it with care and dignity.
- Power does not come with authority, but can be given. Be wary of how you use any power given to you, for power over something does not always give you the authority to control it.
- When your time in this life is done, return to the Dragons, and stand before them with pride, not arrogance. For a life lived with dignity, respect, and honor is one to be prideful of.

### ***Draconic Divination***

Divination is the art of searching out information that is hidden or not immediately obvious, it can also be used as a tool to help shed light on what the future is going to bring. While it can see into the future, divination also looks into the past to see what caused the current situation in order to predict what will happen later. The information that we gain through divination is generally thought to be from a ‘supernatural’ source. Dragon practitioners see this source as the energy around us, energy from our gods and from dragons. Most cultures developed their own forms of divination; probably the best known forms today (and thus the most used) are the runes and tarot.

Divination is believed to be successful because it draws on the energetic connection between all things. It also has a high success rate that is obvious to people, both the practitioners and those who have readings done for them. It differs from scientific methods, which can predict future natural phenomenon like weather and eclipses. The predictions from divination assumes that there is an outside, unknown factor while scientific methods are all well plotted out and based in proven formulas. Divinatory predictions don’t rely on the empirical laws of nature like the scientific methods do.


The hardest part of learning a divination system is finding one that works best for you. Theoretically, no one system is better or more accurate than another; however, there will be systems that interact with your subconscious better and give you more accurate readings. To do this you need to find a system that calls to you, that has wisdom that you can learn from it, and one that is easy for you to understand. Then you must learn the divinatory meaning for your particular system and

how the symbols interact with each other. You should also be aware that as you become proficient with your system of divination that you will continue to learn new meanings and deeper layers of the system open up to you.

Dragon magick advocates the use of divination because it puts us in tune with our intuition. That is what we are developing when we employ a divination system and as we become more in tune with what our intuition is aware of our predictions will become more exact. Being in touch with our intuition also means that we will be more aware of the messages that the dragons send to us. When we reach that level we can employ dragons as guides when we perform divinations to help boost our readings and help us to better understand what we are seeing.

Because most people use either the runes or tarot for divination purposes, there are draconic lay outs for both of these divinatory tools. I have also included the tarot divination for a magickal name in this section, it translates the cards into sounds, then you combine those sounds to form a name. I know that many people in the class I was in found it helpful, but my divinations never came up with a name I was happy with.

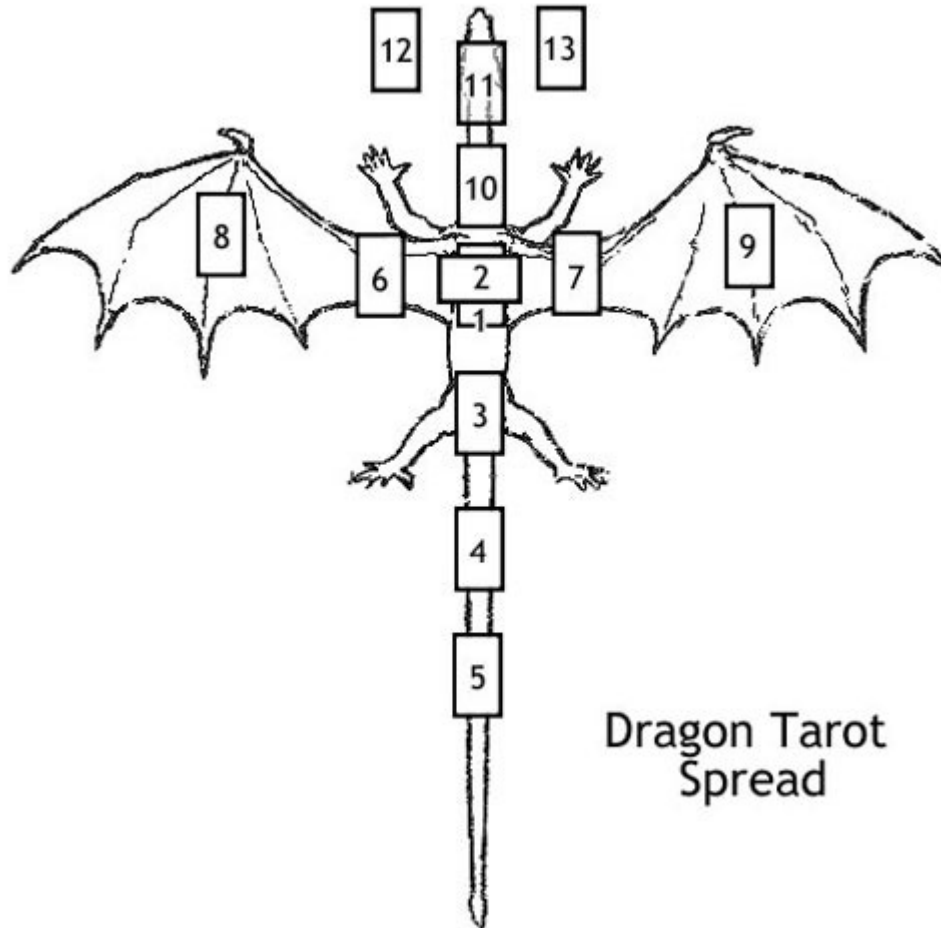
Just click on any one of the links below to see the spread and instructions for that divination system.



# Dragon Tarot



## *Dragon Tarot Spread*

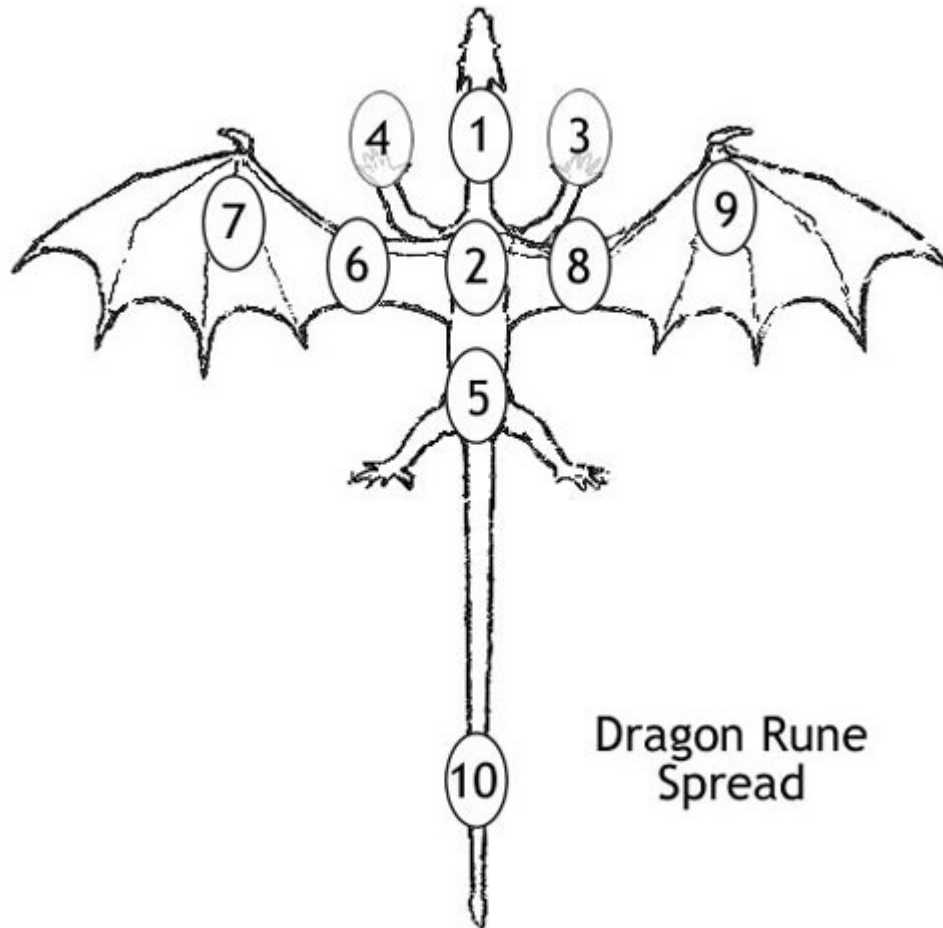


1. **THE HEART OF THE QUESTION:** This cards placement is the one that represents the core of the question or problem posed to you, consciously or unconsciously.
2. **WHAT CROSSES THE QUESTION:** This cards placement represents obstacles that may manifest themselves to oppose your objective. Here is where the Dragon as an antagonist raises its mighty head. Take heed! This card is to show you the problem in obtaining your objective. Recognize it! Understand it! That is the only way you can overcome what the card is showing you.
3. **THE FOUNDATION:** Why this objective (the question) is even present in your life. This card can be almost harder to accept then #2. Most people want to know why things are happening (or not happening) to them in their life, but they fail to realize that they are more often

then not the cause of such obstacles. The card in this placement should clarify this.

4. **OUTSIDE INFLUENCES:** Where placement #3 usually represents the questioner's own influences (or obstacles) on the question, here we have any possible influences that may pertain to the question.
5. **THE SHADOWTAIL CARD:** Here, unknown, unseen events surrounding the question are made known (possibly for the first time). Usually a very surprising card for the person.
6. **YOUR HOPES:** Now we move onto the Wings of the Dragon. One wing (the Wing of Light) starts with the person's deep felt hopes regarding the question. Pretty straight forward.
7. **YOUR FEARS:** And here on the other wing (the Wing of Shadows) we begin with the person's fears towards the question or situation. Both placement 6 and 7 should be regarded as the questioner's feelings on the matter, whether they are realistic or not (and usually are not in both cases).
8. **THE WING OF LIGHT:** This position reveals the best possible solution the question could ever hope to receive. If you don't see it here, it isn't going to happen.
9. **THE WING OF DARKNESS:** This card will reveal the worst possible solution the situation can offer. Both position 8 and 9 represent the spectrum of the outcome that will be revealed in the remaining cards. Sometimes this can be a comforting card. Most people's greatest fear is the worst thing that could happen. Usually this card is never as bad as most people think.
10. **THE PAST:** This card will show the questioner's past that has bearing on the question and may be influencing it.
11. **THE PRESENT:** This shows how the person feels about the question and how it relates to their life now.
12. & 13. **THE FUTURE:** Here we have two cards to represent the most likely outcome of the posed question. These cards (considered to be the Dragon's Eyes, or perhaps the Dragon's Horns) are to be read together, giving a more detailed, in-depth view towards the question. More times than not, the final outcome usually falls somewhat in-between what the two wing cards have shown.

## *Dragon Rune Spread*



1. **HOW OTHERS SEE ME:** This rune lets you know the dominant energy that others notice in you. This allows you to see how you present yourself to others and if it is favorable or unfavorable.
2. **MY FEARS:** This is exactly what it says it is – it reveals our fears, either hidden or unhidden.
3. **WHAT I SEEK:** This rune sheds light on what you are looking or striving for. This is also may be something that you are aware of or it might reveal something that is unknown, in which case this may be causing friction as you are subconsciously yearning for something and might be working against it.
4. **MY BEST APPROACH:** It will give you an idea of what you need to do to reach what you seek, however this rune is only temporary in its advice. What it tells you today may change with the course of events.

5. **MY GOAL:** What your ultimate is along this path.
6. **OBSTACLES TO OVERCOME:** This is an internal obstacle that you must overcome before you can work towards your goal.
7. **OUTSIDE INFLUENCES:** This is how others react to you and if they want to help you succeed or will try to hinder you.
8. **THE WAY TO MY TRUE SELF:** This rune lets you know what you must develop within yourself in order to reach you goal.
9. **MY TRUE SELF:** This is your True Will, your ideal self that is completely in tune with the world. This rune will let you know what attributes your inner self has. This rune will change as you grow.
10. **BEST POSSIBLE OUTCOME:** This is the best outcome to the situation that is based on the person that you are now. If you change, your outcome will also change.

### ***Draconic Magical Name Divination***

This form of finding a name has you use your tarot deck. Shuffle the cards, relax, and concentrate. Cut the deck and discard the top seven cards. Pull three cards from anywhere in the deck. Note the phonetic values in order.

Example:

King of Wands	3 of Wands	9 of Swords
"EL"	"DA"	"RI"

“ELDARI”, or other combinations may be used such as “DARIEL”. You may add more cards one at a time, not to exceed thirteen cards total. If you find that the name you have picked is not the one you want, you can try again or take a name from another source.

You do not have to use this system to find a magickal name, in fact you may already have one. Many practitioners will choose either another name that is just for working with dragons or will add their ‘dragon’ name to their existing magickal name. The decision is up to you.

## *Divination for a Magical Name*

### MAJOR ARCANA

Card	Phonetic Value
The Magician	shal
High Priestess	shan
Empress	jan
Emperor	shi
High Priest	ran
The Lovers	shar
The Chariot	san
Strength	the
Hermit	kam
Wheel of Fortune	tan
The Hanged Man	ken
Justice	sher
Death	sha
Temperance	nen
The Devil	lan
The Tower	she
The Star	oma
The Moon	aur
The Sun	dia
Judgment	tho
The World	tho
The Fool	ria

## MINOR ARCANA

Wands		Cups		Swords		Pentacles	
Ace	ba	Ace	be	Ace	sa	Ace	co
2	ca	2	ce	2	di	2	do
3	da	3	de	3	ta	3	go
4	fa	4	ge	4	hi	4	lo
5	ga	5	he	5	va	5	no
6	ha	6	je	6	mi	6	po
7	ja	7	ke	7	ni	7	so
8	ka	8	le	8	pi	8	to
9	la	9	me	9	ri	9	yo
10	ma	10	ne	10	si	10	tha
Page	na	Page	te	Page	ti	Page	ram
Knight	pa	Knight	ve	Knight	bi	Knight	thi
Queen	ra	Queen	an	Queen	fi	Queen	lyn
King	el	King	mur	King	li	King	ar

## *Draconic Moon Phases*

## *The Moons Influence*

An important consideration, some say the most important, when determining the best time for magickal working is the Moon or Lunar Phases. The Lunar Phases are on a 28-day cycle, going from New Moon to Full Moon and back to New Moon again. Some modern practitioners operate strictly according to astronomical calculations, timing their workings to the last second. Some prefer to go by simple observation, which might be more traditional method. But it might be best to use a

combination of both, using an astrological calendar for basic idea when things are going on and by simple observation of the Lunar Phases.

### **WAXING MOON**



The Waxing Moon is the period from the New Moon to the Full Moon, which lasts about 11 days. It begins at the first visible crescent and ends when the Moon is Full.

This is considered the ideal time for magick geared towards drawing things to you, for increasing of things, and growth of things, the best time to bring things you

have been working on into full blossom. Time to do healings, blessings and consecration of tools, except for the Athame.

### **WANING MOON**

The Waning Moon is the period of time from Full Moon to New Moon, which lasts about 11 days. It begins just after the Full Moon until last visible crescent disappears becoming the New Moon. This is the time for study, meditation and decreasing magick, to remove unwanted influences and energies, to break bad habits, to end harmful relationships and to reconcile with the past. It is a time of endings and to bring things to a conclusion. This is the time to consecrate your Athame.



### **FULL MOON**



A 3-day period when 100% of the Moon is appears fully visible. The 3 days are the day before and the day after astronomical full and the day of astronomical full. This is when the Moon is at its full strength, the apex of her power. This is the time of strongest work. It is the perfect time to do spells for fertility or those that will

help increase psychic abilities.

### **NEW/DARK MOON**

Some practitioners don't deal with or even mention the period of the New/Dark Moon. This is when there is no visible sign of the Moon in the sky, which is a 3-day period between the Waning and the Waxing of the Moon. This is when the energies of the Moon are at its weakest, traditionally a time of little to no magickal workings are done. Depending on if you want to work with the New

Moon energies or the Dark Moon energies will determine what type of work you would do. If you work with the New Moon energies you will do workings to bring about new things into your life. If you work with





the Dark Moon energies should do workings for discovering or rediscovering yourself.

### **LUNAR ECLIPES**

This occurs during the Full Moon and averagely happens twice a year. This occurs when the Earth passes between the Sun and the Moon, causing the Moon to go through its monthly cycle within a couple of hours. From the start to the peak is like the Waning Moon, from the peak to the end is like the Waxing Moon, and at the peak is like the New/Dark Moon. The advantage is that during this time you can work with the different phases of the Moon while having the strength of the Full Moon.

### **BLUE MOON**

The current common belief is that a blue moon is the second full moon in a single calendar month. These moons are thought to be particularly lucky and have the double the power of a normal full moon.

### **BLACK MOON**

This is an uncommon occurrence but comes around every ten to thirteen years. It is either when there is a second New/Dark Moon in a calendar month, or a second New/Dark Moon in a Zodiac Sign. This moon is thought to have twice the strength of a normal Dark Moon and is the best for removing that which is unwanted in your life.

### **VOID OF COURSE**

This happens when the Moon is moving between Zodiac Sign. The energy during this time is chaotic and unfocused. Traditionally this is a time when you would not start any magickal working, but this doesn't apply in Draconic Magick. Because of their natural ability to work with chaotic energy, the Dragons of Chaos and Destruction can be used at this time for magickal workings.

## *Draconic Practices*

As it was taught to me by my Magister, very few people in the world today follow the true Draconic or Draconian Tradition. It is not that it has nearly become extinct, but that generally when it is taught, it is orally from teacher to pupil. Rarely is anything written down, it was chosen to change this aspect so that it would not be lost altogether. My magister did not claim to have lost knowledge of a 'true' Tradition, what was taught to me, and what is presented here, is what has been

handed down from teacher to student; as such this is only the third time it has been put into print.

The teachings of the Draconic Tradition can be used, as its own tradition or an additive to an existing one. If it is used in conjunction with other Traditions you should never place other deities above dragons, or expect the dragons to be subservient to your patron gods. The dragons should be treated with the same respect that you grant to Deity, this means that you give the dragons the same level of honor that you give to your God(s). There are many deities who are dragons or have draconic forms; you may work with them as well as other dragons and deities.

If you do work with other Deities, it is always best to introduce the gods to the dragons and vice-versa. We recommend taking time to research if the god(s) in question will react favorably or unfavorably to dragons. If your patron is also the God of Dragon-slaying, it may not be such a good match. In that case, you can still work dragon magick; you will just need to keep the Draconic Tradition separate from your normal workings. However, if they will get along; you should create sacred space, invoke both the dragons and your gods, and then allow meditative time for introductions.

Unlike other traditions those who are solely Dragon Magick practitioners don't refer to a group of practitioners as a Coven or an Order. They refer to it as a Clan. As such, a Clan is basically the family that you choose; instead of being related by blood you are related through the dragons. Some practitioners combine terms as well, some Wiccans work in Clan-Covens and I have also seen Clan-Groves and Clan-Circles.

## *What is Dragon Magick?*

The simplest definition of Dragon Magick or Draconic Magick is the calling upon of Dragons to aid you in your magickal workings. There are some schools of thought that say that Dragon Magick must be kept strictly as High or Ceremonial Magick, but that is not the case. Dragon magick can and does work within any magickal system. It can be practiced as its own Tradition or in conjunction with another magickal tradition. Dragons can help to empower your rituals no matter what tradition you practice.

In the Clan I was trained in, we do not believe that there is only one way to work with Dragons. You will find these graceful beings in almost

every magical system throughout the world, where they are usually deified or vilified. Each system looks at dragons in a different way and helps us to learn about different facets of their personalities. There are some who see them only as elemental energies without independent existence; while others seem them as symbols of that energy and having no true existence at all. My belief, and that of the Clan I trained with, is that Dragons are astral beings, having form and existence but they do not have the ability to manifest on the physical plane that we live in. Their bodies are made of energy, but the will and personalities that we connect with are very real and independent of us.

Dragons do not only exist when we call upon them. They do not wait, suspended in time, until we remember to invoke them. Just as we do not live only in ritual, the dragons that we work with will have other things to do and their own lives to lead. What may be convenient for you may not be for them. As astral beings time may flow differently for them, but they are in no way bound to our wills nor must they obey our commands. In fact, that is a sure way to drive them off and possibly suffer backlash from such an action.

Some call any magickal practice with Dragons is to “Dance with Dragons”, but they can be more than just a dance partner. As teachers of ancient knowledge their grasp of it is deep and profound. Their ability to help in divination is astonishing and quite accurate. As protectors during rituals and everyday life there are no equals. And if a Dragon chooses to take you under their wings you will have the opportunity of learning knowledge and evolving your magickal ability, which few have done.

A lifelong practice with Dragons can form a bonding companionship with them and they can become the best companions you could ever have. Although this companionship can seem extremely demanding, at times, it is always in your best interests. This companionship and practice with Dragons is never boring. If it is practiced daily it can be a joyful addition to your life not to mention the benefit that both species gain in their evolution and spiritual growth. The more that you seek them out, work with them, and earn their trust the more Dragons will be encouraged to once again have a closer, positive relationship with humans in general like they did in old times.

Dragon Magick is not for everyone. Those that choose to practice it must be self-disciplined individuals who are serious about changing things in their lives and the world around them. You must be willing to have beings be brutally honest with you and be willing to turn that

same honesty upon yourself. Working with dragons is a hard path, but ultimately rewarding.

On old maps, mapmakers would use the picture of a Dragon with writing under it saying, "Here There Be Dragons" denoting unexplored regions of our world that had unknown dangers. Dragon Magick opens up the unknown mental and psychic realms to us, showing us where the dragons lie. The ones who are true explorers of the unknown and seekers of knowledge will be challenged, not frightened, by these signs and forge on ahead in their continuing search for knowledge. They will undertake and create friendships and partnerships with these powerfully great beings, known as Dragons.

## *Dragon Magick is Not Wicca*

There is often a general misconception when beginning in dragon magick that it is a Wiccan tradition. It is not. Dragon magick does not require that you follow the Rede, nor does it say that you cannot work harm. The only ethics in it are the ones of your clan and Draconic Codes of Honor. In fact there are many clans who only use the Draconic Codes.

Dragon magick does not have any special holidays that its practitioners must follow. As you find companion dragons to work with, they may inform you of feast-days of holy-days that they wish you follow. When or if, this happens you may either practice these days in conjunction with your current path or you may celebrate them as separate entities. Dragons do not require elaborate rituals for their celebrations; however they understand that humans often need such trapping and are accepting of it. It is not an offense to try to celebrate with a dragon, just keep in mind that you may also choose to meditate quietly and that will also be accepted.

There is no monthly or yearly cycle that must be followed in dragon magick. Working with dragons is exactly that, you are forming a bond and a relationship with them. There is no special language or writing system that you must learn to communicate with them. You must work at opening yourself psychically to them and feeling out how to best deal with them.

It helps to have at least some training in another magickal system before beginning dragon magick. That is why for this class you must have completed at least the first six lessons of the Gaean Tradition, so that you at least have a background to draw from. This course is about

teaching you to share your life with another being, not to force you to follow another path.

This does not mean that you cannot practice Wicca and dragon magick together; in fact they are a highly effective team. However, too many people make the mistake of equating the two which is erroneous. Dragon magick is about working in harmony, be it with a spiritual path or dragons, not about domination.

## *Ranks in Dragon Magick*

The hierarchy system for the Clan I trained with is not the same for every dragon Clan. The titles that are listed here may or may not translate over into another tradition of dragon magick.

A note on the sashes: not everyone can sew or even owns a sewing machine. If this is the case for you, you may replace the sash with a cord. This cord is worn draped over the shoulders for ritual, not tied around the waist.

**Coepi** - This is an Initiate, a person who has completed all the lessons of the Clan and has dedicated themselves to this path. They wear the white sash, which is colored for the element Air showing that they have gained knowledge.

**Sacerdotis** - A Priest or Priestess of the Clan, there is only one word for it and not one for each sex. Sacerdotis wear a red sash showing that they have made it through the fire, the trials and tribulations, of their first year. You must be an active practitioner of dragon magick through this time, which means invoking dragons in your ritual work and working with them as necessary. Your year begins the day that you begin studying, so that your time as coepi applies toward your sacerdotis status. After you become a sacerdotis, you may become the head of a Clan within your tradition.

**Magister** - This is a rank that not all practitioners choose to take, it is the level of Teacher. Not all sacerdotis feel the need to pass on the knowledge that they have learned. In order to teach the Clan lessons you must be a sacerdotis and receive permission from the head of the Clan. The sash color that magisters wear is blue for water, showing the flowing of knowledge from one to another. This sash is worn in conjunction with whatever other level you are currently at. The title is also used in conjunction with the others - Sacerdotis Magister, Dominus

Magister, and Majores Magister. A practitioner may choose to only apply the Magister title to their name however.

**Dominus** - This rank is a Master practitioner in the dragon Craft, one who has been an active practitioner for at least five years. It is at the time that one may branch off and create their own Clan and tradition. The color sash that a dominus wears is green for earth, showing that they have proven themselves to be steady and stable.

**Majores** - This is the final rank that draconic practitioner can receive; it is the status of Elder. This is a person who has been an active practitioner for ten years. You do not have to have been a magister or a head of a Clan in order to reach this status; draconic practitioners honor those who have made a long term study and devotions to the Dragons. The sash a majores wears is black, for Chaos and for the energy of the Dragons.

## *Draconic Symbols*

As with most magickal systems, Dragon Magick has symbols that can be used in its practice. These could be carved on candles to help give them power, stitched onto robes, used in rituals; their use is practically limitless. These are by no means the only symbols that you can use when working with dragons, they are the most common for the Clan that I trained with.



**Athame** - traditionally this is the black handled knife of the witches. As it is the main tool in the dragon tradition, it stands for the strong relationship between humans and dragons; one that is built on strength and respect. This can be a detailed drawing or a vertical line with a curved horizontal line near the bottom (this would represent the hilt of the knife).



**Dragon Eye** - It is drawn to impart sight into the unknown or that which is hidden. It is also used for protection, ensuring that whatever it is drawn on is under the 'dragon's gaze'.



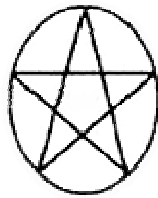
**Flame** - this represents the power of the dragon's breath. It is useful for healing and renewal as well as destruction. It is a powerful tool, it all depends on how you apply it.



**Horned Moon** - this can represent the horns that some dragons have but it also shows the connection that we are all a part of deity.



**Infinity** - represents the universe and the idea that there is no end.



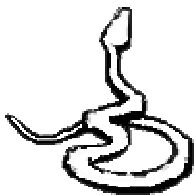
**Pentagram** - shows all five elements of dragon magick in balance and harmony with spirit.



**Ring** - this is a perfect circle and is another representation of infinity - the idea that some things have no beginning and no end. It can also represent a mirror which shows that dragons reflect back our true nature.



**Triangle** - This is the symbol for fire and can be used to represent the fire of dragons which is their breath. It is used mainly as a symbol for protection, burning away anything that might cause you harm.



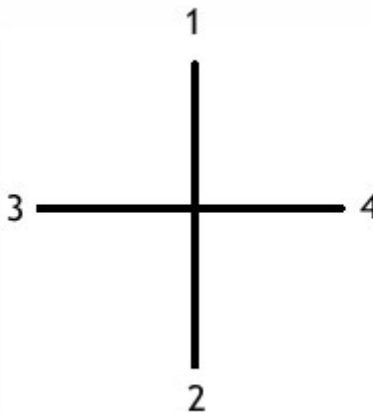
**Serpent** - this is the symbol of the dragon on earth as it is the dragon's near cousin. It also represents new beginnings, renewal, and immortality.





**Spiral Path** - this shows the dragon's natural energy patterns and how their magick works in a non-linear pattern.

## *The Equal Armed Cross* aka Solar Cross



The Equal Armed Cross is for blessing of food and can also be used to anoint your brow before ritual. It is called this because the arms of the cross are both the same length. Below is a diagram of one with the positions marked in order that it is drawn in.

It is also known as the Solar Cross and represents the sun and the four directions. Its energy is active, kinetic and vibrant, yet peacefully balanced. This cross is not related to the Christian crucifix in any way; it is older than the Christian one and is believed to be either Celtic or Native American in origin. Using the equal armed cross is way to bring balance to the item that you are marking with it; the vertical beam is the activity of the masculine in creation, while the horizontal line is the activity of the feminine.

Like the pentacle, the equal armed cross may also be enclosed in a circle, showing perfect balance with no beginning and no end. You do not enclose this symbol in a circle to contain its energy; it is encircled to show the infinite expansion of what it symbolizes.

# *Pentagram and Pentacles*



## **Pentagrams:**

The Pentagram is a five-pointed star representing the five elements in balance with Spirit. The center of the Pentagram relates to the element of Spirit as the dominant force, holding the other elements in form and balance. The uppermost point (when upright) corresponds to element of Chaos, the upper right-hand point to Water, the lower right-hand point to Fire, the lower left-hand point to Earth, and the upper left-hand point to Air. The upper most point can also correspond to the element of Spirit when not using the element of Chaos.

When tracing the pentagram in the air, an energy flow is created with the first stroke. An evoking pentagram is begun with the first stroke going towards the element you are calling forth. For example, to draw an Earth evoking pentagram, you start at the uppermost point of Chaos/Spirit, come down to the lower left point of Earth, then up to the upper right point of Water, over to the left point of Air, then down to the lower right point of Fire, and conclude with the final stroke up to the uppermost point of Chaos/Spirit. At the same time that you are drawing an evoking pentagram, you should try to visualize the center of the pentagram pulsating with energy of its appropriate color.

To banish the pentagram requires that you reverse the flow of the energy. A banishing pentagram is begun with the first stroke going away from the element you called forth. For example, to draw an Earth banishing pentagram, you start at the lower left point of Earth and go

up to the uppermost point of Chaos/Spirit, then down to the lower right point of Fire, up to the upper left point of Air, then over to the upper right point of Water, and conclude by going down to the lower left point of Earth.

The basic symbol is often seen with a circle encompassing the entire pentagram, touching each of the points. The circle serves the purpose of both containing and focusing the energies, and is used whenever a pentagram is inscribed on an object such as an amulet or talisman. The circle is especially useful when evoking an element or the Elemental Dragons. The main reason is to contain the energy so that it isn't uncontrolled and won't have a chance to cause havoc. An example would be like a water pipe bursting because you didn't contain the energies or incorrectly banished the Pentagram.

### **Pentacles:**

*A* pentacle is the physical representation of a pentagram, usually made of brass, copper, silver, gold, wood, wax, or ceramic. It is sometimes inscribed with certain symbols or glyphs for different types of magical purposes. It is the centerpiece of the altar, on which objects are consecrated. When worn it is with the Chaos end pointing up. Pentacles are sometimes hung over doors and windows to act as protective devices.


When we wear jewelry that has the sacred star in a circle it is a pentacle that we wear, we do not wear our working tools for everyday purposes.

### *Evoking and Banishing Pentagrams*



Evoking Earth

Earth Pentagrams  
Color- Green



Banishing Earth



Evoking Water

Water Pentagrams  
Color - Blue



Banishing Water



Evoking Fire

Fire Pentagrams  
Color - Red



Banishing Fire



Evoking Air

Air Pentagrams  
Color - Yellow



Banishing Air

## *Draconic Tools*

### *Tools of the Draconic Path*

A ritual tool is a psychological aid to concentration. It is the tangible representation of unseen forces. The mind works magic and the tools enhance the power of a trained mind. Still, as such, they are very important. These listed are the basic tools that are used in dragon magick. Many of them you will already own and can be used in your work with dragons. You may choose to double consecrate them, that is consecrate them again so that they are filled with both divine and draconic energy.

**Altar Candles:** Element – Fire

These are the candles that are kept on the altar for God, Goddess, and the elements. They are used as sentinels to bring blessings to the altar. They may be reused each time, simply re-anoint with Power Oil before beginning each ritual.

**Altar Cloth:** Element – All six elements

Traditionally black or purple– it should be cotton and washable Can be other colors for particular purposes, such as Green for an Earth or money ritual, etc.

**Athame:** Element – Fire

Traditionally it is a black hilted, double-edged blade, projects force of will, it is the aggressive, masculine principle; and is used to direct fire energy. Used to invoke Dragons. Used to evoke & banish elements and draw the boundary of a circle. Aggressive rather than assertive. Always held in your dominant hand. Never used to cut.

**Bell:** Element – Spirit but also Air

Used to attract the attention of the Dragons, to summon Dragons, and to dismiss them. Usually rung 3 times – ring once then wait for the tone to stop before ringing again.

**Book of Shadows (BoS):** Element – Earth

Traditionally a black bound, unlined book that is used to record spells, magical & herbal recipes, invocations, etc. In the Clan I studied with it was subtitled the 'Draconis Libri Umbra' meaning Dragon Book of Shadows.

**Boline:** Element – Earth

Traditionally a white handled, single edge blade. Used for cutting wands, herbs, inscribe on candles, etc.

**Bowl:** Element – Water and Earth

Used to hold water for cleansing and consecrations

**Candle Snuffer:** Element – Earth

Used to extinguish candles (NEVER BLOW THEM OUT)

**Chalice:** Element – Water

Holds wine for the ritual libations. Brass should not be used for wine unless it's sealed.

**Charcoal:** Element – Fire but also Earth

Used in thurible or censer to burn powdered incense. Use self-lighting coal not barbecuing coal.

**Guardian Candle** - Element - Chaos

Traditionally red it represents the dragon(s) that we call into ritual. It is also used to honor their presence.

**Grimoire:** Element – Earth

Used as a diary or journal.

**Pen & Ink:** Element – Air

Pen -Traditionally a feather quill pen, but it can also be a glass pen. Also known as a Pen of Art.

Inks – Dragons Blood, which is aggressive for power. Should be consecrated during the hour of Mercury. Inks are mixed with three drops of your own blood to link them to you, but no one else can use the ink if you do this and doing this is not required.

**Pentacle:** Element – Earth but also all six elements in balance.

Can be used to insulate altar from the heat caused by the thurible.

Personal pentacle – Used as an amulet for protection. All tools are consecrated upon the Pentacle.

**Robe:** Element – Earth

Traditionally black with hood made from natural materials. Some traditions work “skyclad” (nude).

**Sash:** Element – Earth

Helps keep you grounded during rituals and also shows your rank in the Draconic Clan by the color. It is worn across the shoulders, not around the waist. Made from natural materials and hemmed at the end and edges to keep from fraying. Should measure nine feet long and three inches thick.

**Staff:** Element – Air

Traditionally made from natural woods – Willow for women and Oak for men. Used in place of the Wand when working in a group.

**Statues:** Element - Spirit

Used to represent the Dragon(s) being invoked on the altar, the statue should be draconic or serpentine in nature. This statue does not have to be on your ritual altar, but should have a prominent place in the room that you do rituals.

**Sword:** Element – Fire

Traditionally it is a black hilted, double-edged blade that is used in place of the Athame when working in a group.

**Tarot Cards:** Element – All five elements, excluding Chaos

Used to aid in meditation, in concentration during spells, in representing elements, divination, etc.

**Thurible or Censer:** Element – Fire, but also Air from the vapors given off and Earth from the residue left.

Used to burn incense, petitions, etc.

**Wand:** Element – Air

Traditionally made from natural woods – Willow for women and Oak for men. Held in the submissive hand while invoking Dragons. Assertive rather than aggressive. A symbol of knowledge.

## *Elemental Dragons*

### *Explanation of the Elements*

According to the ancient teachings, creation was founded on five forces, or elements, that were joined together by the sixth aspect of spirit. These elements are Earth, Air, Fire, Water, and Chaos.

The element of earth represents form and stability. The element of air represents intellect, objectivity, thought, and adaptability. The element of fire provides force and generates activity. The element of water lends change and mutability. The element of chaos brings about rapid change, removing of obstacles or unwanted situation, and to get things moving when static.

Earth, Air, Fire, and Water elements within magical symbolism are the basic components of all that exists. They are at the same time visible and invisible, as well as physical and spiritual. From these four elements all things have been created according to magical belief.

Chaos comes in where the beginning of Creation started. Its elemental energy was used to remove everything in the Universe to make way for the other four elements to begin forming everything we know today. We will discuss the uses and abilities of the element in a separate handout since we need to go over it to understand it. We will continue to go over the remaining four elements at this time.



It is unwise to view the four elements in purely physical terms. When we speak of the elements, we do not mean literally the forms that we are used to referring to them. For example, Water can mean anything in liquid form or Air can mean any gaseous substance. These names can be used to represent the unformed, non-material substance of the element.

The elements are even considered in the psychological divisions of basic human personality. Everyone is linked to a combination of elemental forces at the time of their birth and usually one element predominates. For example, those who are influenced by Water seem to be ruled by their emotions while Air people are more detached, intellectual, logical, or abstract. Earth people are usually practical and materialistic while Fire people are the most quickly bored if their interest isn't feed.

The elements are found in the very heart of the Craft, whether approached from a magical or devotional direction. Because this is the magic of nature, using natural powers, tools, and symbols, it is important to understand the attributes of the elements. An understanding of the elements will aid your magical work greatly.

## **EARTH**

Earth doesn't necessarily represent the physical Earth, but that part of it which is stable, solid, and dependable. It is the foundation of the elements, the base. It is the domain of abundance, prosperity, and wealth. In magical workings, Earth "rules" all spells and rituals involving business, money, employment, and prosperity in all its forms, stability, fertility, and more.

Earth is a feminine element. It is nurturing, moist, fruitful, which are the qualities that make it feminine. These attributes are the reasons that many civilizations envision the Earth as a great Mother Goddess, the all-fertile Creatress of nature.

Earth rules the Northern point of the compass, because that is the place of greatest darkness and of winter. Its color is the green of the fields and plants. It governs stone, image, and tree magic.

## **AIR**

Air is the element of intellect, the realm of thought, which is the first step toward creation. It is the clear, uncluttered, pure visualization, which is a powerful tool for change. It is also movement, the force that sends the visualization out toward manifestation. It rules spells and rituals involving travel, instruction, freedom, obtaining knowledge,



discovering lost items, uncovering lies, and more. It can also be used to develop the psychic faculties.

Air is a masculine element, being dry, expansive, and active. It is the element that excels in places of learning, and which is at work while we imagine, think, and consider.

Air rules the East because this is the direction of the greatest light, and the light of wisdom and consciousness. Its color is yellow; the yellow of the Sun and of the sky at dawn and its season is spring. Air governs the magic of the four winds, most divinations, concentration, and visualization.

## **FIRE**

Fire is the element of change, will, and passion. It is most primal and for this reason is much used in magic. It is the realm of sexuality and passion. It is not only the “sacred fire” of sex, but also the spark of divinity, which shines within us and in all living things. It is one of the most physical and spiritual of the elements.

Fire rituals usually involve energy, authority, sex, healing, destruction (of negative habits, disease), purification, evolution, and more. Its magic is quite often practiced near the hearth, or beside fires lit in wilderness clearings, or beside the flame of a single candle.

Fire is masculine. It rules the South, the place of greatest heat, the color red, and the season of summer. All candle magic comes under Fire’s powers.

## **WATER**

Water is the element of purification, the subconscious mind, love, and the emotions. It is the element of absorption and germination. The subconscious is symbolized by this element because it is rolling, always moving, like the sea which rests neither night nor day.

Water magic involves pleasure, friendship, marriage, fertility, happiness, healing, sleep dreaming, psychic acts, purification, and more. A ritual of Water usually ends with an object being tossed or placed in or on a body of water.

Water is a feminine element, and its color is the blue of deep, deep water. It rules the West and autumn months of the year, when rain showers wash the Earth. The magic of Water is full of mirrors, the sea, fog, and rain.

## *Elemental Chaos*

In Dragon magick, chaos is seen as an element, a force that we can tap into to help propel and form our magick. Chaos is the divine spark that lies within each of us, it lets us know that chaos is found within and without and it helps to put us in touch with the first Deity. It is how dragon magickians tap into the primordial energy that existed before the Goddess was formed; it is sometimes called the first magick. There is the common misconception that because we use chaos that our magick is confused and disordered. This isn't so, our magick still has structure it just tends to react and manifest in unusual ways.

Chaos, in and of itself, isn't a system or philosophy. It is a bridge between our world and dragons; we tap into their energy when we choose to work with chaos. We already know that we shape our magick out of the traditional four elements, bind our magick together with spirit, then in dragon magick we transmit it through chaos. By invoking dragons into our rites we are consciously drawing on the element of chaos. Chaos is the basis for our magick with dragons, it is how they can add their energy to our works and chaos is seen as the primal creative force.

What confuses many is that chaos doesn't come with a set of rules or ethics and because of it some have deemed it the "left hand path", equating it with evil. There are no set spells for chaos, it works with the spells of any tradition or those that the practitioner writes. Chaos' ability to blend itself with any method, any belief system makes it fairly unique and often a mystery. It is not evil, just as magick is not inherently evil, but it can be shaped to suit any need. Just like electricity, chaos is neither good nor bad; it is how we choose to apply it that gives it a positive or negative attitude.

But what is chaos? It is defined as "the irregular, unpredictable behavior of deterministic, non-linear dynamic systems". What this means is that we cannot always guess how chaos will manifest or what its outcome might be. Just because spell A completed in manner B that doesn't mean it will happen that way every time. Spell A might turn into C or D, or it might do some thing completely unexpected and give us 3. Chaos challenges us to consider alternative avenues of thought, to abandon logic as our only way of proving an experience. For most magickians this is the largest stepping stone, it is often hard to not try to find a logical manner to explain away what we are doing.

Because chaos is non-linear, it is not bound by the constraints of time. Applying this to spell work means that we can affect events already past or those that haven't happened yet. If you took the Gaean Tradition first degree course, you may remember in the one lesson it was briefly touched upon we don't always know how magick works. The example used there was with weather magick, performing a rain spell. Does the magick work in the present time to affect current weather patterns to bring rain? Or does it work retroactively, moving backward in time to set up the weather that we need to bring the storm that we desire? Chaos magick tells us that it can do either one of those, or it can do both, or neither.

Working with chaos means that we are tapping into a powerful and strong energy that at its core is primal. It can overwhelm some and many find that they feel like the energy could physically knock them over. Its unadulterated power makes it appear dangerous and threatening but with time and practice you can get used to the rush of energy, but even then it will still retain its 'punch' so that we don't forget what we are dealing with. Chaos is akin to the spirit of dragons and we must learn to work with chaos, to "think outside the box", and through the key of belief to tame the elemental force of it. We cannot dominate chaos, just as we can't dominate dragons, nor can we hope to overpower it but we can work with it and have it work our will. To try to harness it in a war of domination will only frustrate ourselves and warp our magick.

## *Elemental Dragons*

### **Air Dragons**

These great dragons are ruled by the Sairys (pronounced Sair-iss), their elemental color is pure yellow, and where they inhabit is often warm and moist. Air dragons often have a very peaceful nature and they like to share what they know, in fact they feel that all knowledge is worth having. As their name suggests, they control the winds and can manipulate air with amazing dexterity. They can even remove all air from an area creating a vacuum that is next to impossible to fill. These dragons are often long and slender, some have gauzy wings and their scales often have a feather-like quality and may have actual feathers around their heads, necks, and paws. They govern the Eastern quarter of the Circle and you can apply Eastern associations to these dragons.

Positive associations of these dragons are new beginnings, the Spring, breath, optimism, joy, intelligence, mental quickness and renewal.

Negative associations of air dragons are frivolity, gossip, fickleness, inattention, stagnation, bragging, and forgetfulness.

The magick that these dragons control is often used to control weather, as one would expect. They are also useful in spells that blow away the old and are excellent in protection rituals as well as magick that works for mental flexibility and openness to new ideas. Teachers and students both will find a wealth of information with these dragons as they can teach us how to better impart our wisdom as well as sharpening our minds so that we can learn better.

Other forms of dragons that fall under this category are lightening dragons, storm dragons, wind dragons, and weather dragons.

### **Fire Dragons**

The Ruler of these dragons is Fafnir (pronounced faf-near), their elemental color is pure red, and they tend to live in warm and dry areas. These dragons have a fiery disposition but can be very gentle and understanding, it is also true that they can be unpredictable and difficult to work with until they get to know you. Once you gain a fire dragon's loyalty they are unwavering and powerful friends. Their bodies are often thick and heavy with a long snake-like necks and tails. They often have wicked looking horns on their head and their mere presence can make a room warmer. Fire dragons are fierce protectors and are often heralded by their loud roar. They govern the Southern Quarter of the circle and Southern correspondences can be applied to fire dragons.

Positive association for fire dragons are summer, the sun, blood, any kind of helpful fire, enthusiasm, activity, change, passion, courage, daring, will power, and leadership.

Negative associations for these dragons are hate, jealousy, fear, anger, war, ego, conflicts, and irritability.

The magick of fire dragons is often used for personal purification on any level, for energy or courage, and for the stamina needed to pursue your dreams and finish important projects. You can also use their potent magick to help remove barriers, but once they are set on a course they are very difficult to halt and will go through or over anything or anyone to achieve their goal. If you don't have a good

working relationship with these dragons and you employ them they can turn your spell into something destructive that will 'burn' through all obstacles and leave ruin in their place.

Other forms of fire dragons are steam dragons, heat dragons, lava dragons, and desert dragons.

### **Water Dragons**

Water dragons are ruled by Naelyon (pronounced nail-yawn), their elemental color is pure blue and they live in cold and moist areas. Water dragons have a very soothing influence and are drawn by strong emotions but will not contact anyone who lets their emotions constantly run away with them. A room may feel a few degrees cooler when water dragons visit or you may notice an increase in the humidity. These dragons are long and serpentine and rarely have legs or wings. Their scales will have a silvery or shimmery hue to them and they tend to have a feathery fringe around their mouths. Many times they appear looking like Oriental dragons and their eyes may have a glowing quality to them. Water dragons govern the Western quarter of the Circle and Western associations may be applied to these dragons.

Positive water dragon associations are calm water, compassion, peacefulness, forgiveness, love, intuition, calmness, peace of mind, and fluidity.

Negative associations for these dragons are floods, storms, laziness, indifference, instability, lack of emotional control, insecurity, and overwhelming grief.

The magick of these dragons is generally used for dealing with emotions, either calming them or stirring them up. You can also use their energy to help with movement or to help keep things fluid and open. You can call on these great dragons to help open up your psychic centers and lend their aid to your divination skills. Water dragons are also useful for calmness in all situations and on all levels, when you have to deal with anything that will tax your emotions you should ask water dragons to lend their aid.

Other types of water dragons are ice dragons, mist dragons, and rain dragons.

### **Earth Dragons**

These dragons are ruled by Grael (pronounced grail), their elemental color is pure green, and their homes are in cold and dry places. Earth

dragons are very quiet beings, they will observe from a distance until they are ready to approach you. Once you have befriended an earth dragon they are very straight forward and will be blunt and honest with you but are very loving and nurturing. They tend to have a ridge of sharp scales down their necks and back, their body scales are often very reminiscent of armor. Of all the dragons, these are the ones that like treasure and in order to build a strong relationship you should keep a jar or dish full of coins. The earth dragon's bodies tend to be very heavy and most of them have four legs, when they have wings their wingspan is enormous. Earth dragons govern the Northern Quarter of the Circle and Northern associations may be applied to them.

Positive associations for earth dragons are respect, endurance, strength, responsibility, stability, prosperity, thoroughness, and having a purpose in life.

Negative earth dragon associations are rigidity, unwillingness to change, stubbornness, and lack of consciousness, vacillation, and weakness.

Earth dragon magick is good for building long lasting foundations, for helping to complete long-range goals, and for invoking stability into your life. You can also call on them for physical and mental endurance as well as the strength to accept responsibility. If you are planning to do a spell for enduring prosperity and success, earth dragons are excellent for this but they expect you to work towards your goals and not demand that they deliver it to you.

Other kinds of earth dragons are stone dragons, nature dragons, mountain dragons, and forest dragons.

### **Chaos Dragons**

These dragons don't have a ruler, their color is pure black, and their homes are in elemental chaos. These dragons are always dark colors that blend into blackness, often it will look like they have stars caught in their scales. Their bodies are heavy and huge; in fact they tend to be the largest of all dragons. They have wide, wedge-shaped heads and their long tails often are barbed or spiked. Chaos dragons have huge wings that often blend into the night sky and may be hard to make out; they are masters of camouflage in spite of their large bulk and are rarely seen if they don't wish it. These dragons are not evil or malicious, they work with us and their magick is often incomprehensible to us and they go beyond our limited view of happenings. Because of this their acts may seem cruel, but they are working for our greater good. These

dragons are pure representations of chaos and we are to call on them when we realize that not every problem or situation can be resolved with order and reasoning. When working with these dragons they will go straight to the source of your problem or question and force you to confront it. This can be rather uncomfortable for us as we will need to deal with hidden aspects of ourselves that we may not be ready to face, so be sure that you are prepared to accept the consequences of invoking a chaos dragon.

Chaos dragon magick is mainly concerned with the re-creation of lives, relationships, and careers. You can employ them to help break through barriers, with changing luck, and in bringing about vast changes. You can work with them to explore past lives and their magick is particularly powerful aids in divination. Their magick is also used to confine anything that will hinder you in forward growth and movement, if you invoke this aspect of them be prepared to have everything that is holding you back leave you life whether you want it gone or not. This is the type of dragon that we work with when we talk about 'riding the dragon'; eventually during this ritual we will have to confront our worst enemy - ourselves. Chaos dragons can also be heralds warning of catastrophe, to ignore what they have to say may bring about destruction in our lives.

## *Invocations*

### *An Invocation to the Dragons of Air*

Choose music that either represents to you either storms or light, breezy winds. Dancing and singing should make you think of wind blowing across the land.

Use candles or other object of a pure yellow color. Choose herbs and oils that are of the element of Air.

Repeat this chant three times:

“Dragon ruler of wind and cloud,  
I call your secret name aloud.  
Sairys (sair – iss)! (ring gong once).  
Quicken my mind, renew my life.  
Grant me joy free from strife.  
Sairys! (ring gong once)”

## *An Invocation to the Dragons of Earth*

Music should be slower, and perhaps heavier, and dancing should be more stately.  
Use candles of green color, and herbs and oils from element of Earth.  
Repeat this chant three times:

“From your mountain caverns deep,  
Rise Northern Dragon, from your sleep.  
Grael (grail)! (ring gong four times).  
Lead me to riches, purpose true,  
Endurance strong. I call you.  
Grael! (ring gong four times).”

## *An Invocation to the Dragons of Fire*

In your dance and singing, imitate the movement of flames.  
Choose music that reflect this imagery.  
Use candles or other object of a pure red color.  
The herb and oil should be of the element of fire.  
Repeat this chant three times:

“in your cavernous, fire – filled hall.  
Echoes the name that I now call.  
Fafnir (faf’ – near)! (ring gong twice).  
Stir my blood with will power bold.  
Create new changes from the old.  
Fafnir! (faf’ – near)! (ring gong twice).”



## *An Invocation to the Dragons of water*

Pick some music that reminds you of sea, like harp music, or recording of the ocean. Let Yourself be water as you dance and sing. Use candles or other object of pure blue color. Choose herb and oils that are of element of water. Repeat this chant tree times:

“Calm water, moving water, seas and lake,  
I call upon the water drake.  
Naelyan! (nail’- yon) (ring gong tree times).  
Teach me the psychic. Grant me calm  
and peace of mind, compassion warm.  
Naelyan! (nail’- yon) (ring gong tree times).”

## *Famous Dragons*

### *Types of Dragons*

**Amphisbaena** - An African dragon with two heads, one at the end of its long tail and at the head end. It has a curiously bird like body with the feet of a rooster, and by grasping the tail head with the other is able to travel by rolling around in this hoop. Usually portrayed as having a scaly body and a pair of feathered wings. The modern day lizard was named for this known dragon.

**Amphitere** - This type of dragon can be found in Britain, the Middle East, Egypt, and several Latin American countries such as Peru. Their appearance is similar to that of a gigantic jade-colored snake with multi-colored feathered wings, and some also possess a single pair of front legs. In European and Middle Eastern countries, the Amphitere is known to possess all the secrets of the world save one, and are born with such fantastic powers as hypnotic eyes, which are usually invested in guarding the treasures of the land, like myrrh trees, gold, and other assorted riches. Even the body parts of an Amphitere are special. If its teeth are planted, an army of battle ready undead warriors will spring up, eager to help; its blood, when drunk, will give one the power to

understand animals; and a potion of dried Amphitere eyes mixed with honey will cure the consumer's headache, even the vilest of migraines. The most famous of the Latin American Amphitere is "Quetzalcoatl," whose name means "most precious serpent." The quetzal bird, which has a beautiful multicolored tail of almost two feet long, was named for this well known dragon. The Latin American Amphitere has only a pair of wings and a jade, feathered serpentine body.

**Basilisk** - The king of snakes and all other reptiles, and even the word Basilisk is contrived from the Greek word for king, basileus. They are represented as a lizard a little less than three feet long with a large tuft on its narrow head representative of a crown, and thick bird-like legs. This beast is incredibly venomous, savage and destructive, and even its eyes carry the incredible power of being able to kill a full grown man instantly at a glance. The only three creatures that can kill a basilisk are a cock, whose crowing sends it into an unnatural and fatal fit, the weasel, which can bite it to death and itself if it happens to glance into a mirror or confront another basilisk.

**Bunyip** - An Australian dragon, the Bunyip is considered one of the largest types of dragons and may be one of the strangest looking as well. It has the body of a cow, the tail of a whale, and the head of a bulldog ~ with horns!

**Cockatrice** - A very small dragon that ranges in size from about the length of one's finger to just under a foot. They bear a remarkable resemblance to the newly hatched drakelings of the western variety, but possess wings and are incredibly beautiful. They also can spit flame or breath fire should they choose, and some decide to take an easy life by disguising themselves as one of the children of an unwitting dragon parent.

**Drake** - A dragon resembling the traditional western type that possesses no wings. It looks a great deal like the wyrm except for the fact that it retains its fore and back legs. They cannot fly, and range from 4 to 40 feet in length, depending on their environment.

**Eastern Dragon** - The Eastern dragon is representative of wealth and good luck, unlike its western cousins. As to appearance, the dragon deities of China are believed to have a camel head, cow ears, piercing and powerful eyes, a snake neck, clam belly, tiger feet, eagle claws, and is covered with one hundred seventeen carp scales in which eighty one are of yang essence and thirty one of ying. Males are often represented as having extra scales on the neck, a pearl under the skin and several

small wings. The eastern dragon is also believed to go through seven forms in their lifetimes of three thousand years, and the most commonly seen of these forms is the sixth. Many of these dragons will freely bless the righteous person with happiness and wealth, and are represented as guardians of the water. There is a dragon in every bit of water, from the tiniest rain drop to the largest ocean. They are often invisible to mortal eyes, although one can sense their presence or hear their voices through gongs and the jingling of coins. They also sometimes take the shape of a newt or snake so as to visit our world without causing panic. Most fly by using the earth's magnetic current to soar, and are representative of these currents much like the French Wouive. Only the Royal Celestial Chinese dragons have five claws on each paw, and live in and guard the palaces of dead nobility and the gods.

**Elemental Dragons** - There are several divisions of different types of elements, namely water, fire, stone, earth, wind/air, energy, star/infinity, shadow and trinity (combination of any three elements).

**Faerie Dragon** - A very small dragon of only a couple inches long with a pair of multi-colored butterfly-like wings. They also have large eyes for their face, and some have a long, aardvark shaped nose with a long, straw like tongue. The faerie dragon is very rare, but the diligent true believer may find them deep within the forests, usually within glens and glades. Faerie Dragons, as the name suggests, will be found near faerie mounds, faerie rings and only the most beautiful places of the forests.

**Hydra** - The Hydra is usually represented as an immense dragon with thick legs and a even thicker tail with multiple heads. This dragon is a living symbol of the fertilizing powers of water due to its ability to regenerate itself when hurt or even killed. The earliest accounts of the Hydra can be seen on a Syrian seal which dates back to the fourteenth century BCE. According to Ancient Greeks, the Hydra possesses nine heads atop nine snaking necks, one of which is immortal. When any of the other eight are cut off, another two will grow in its place. The second labor of Hercules consisted of having to kill the Hydra of the Lerna swamp, and finally succeeded only in having his nephew Iolus searing each neck at the base with a burning stick as its head was cut off, and burying the immortal head under a rock. He then cut up the remainder of the Hydra's body to prevent regeneration, and dipped his weapons in its gall so the least wound from one of them would be fatal. The Christian Bible speaks of probably the most infamous hydra in history, which is portrayed in The Apocrypha as a huge red dragon with seven heads with a crown topping each head, and ten horns. This

dragon fought a war with Michael and his angels, and was then cast, with his followers, out of Heaven and back onto Earth. The open mouth of this dragon is portrayed in Christian myth as the gateway to hell.

**Lindworm** - The Lindworm is believed to be an offspring of the classic wyrm. This is one of the few dragons native to the Americas, discovered by Marco Polo, who wrote of them in great detail in his journals. They have powerful forelegs which they use to push themselves across the soil, and a long, muscular tail that can be used like a whip as a weapon. One of the dangers of the Lindworm is they immensely enjoy eating horses, and will often kill a rider in the simple attempt to make the horse buckle to its knees. These reside in streams and under the earth, and have very sharp eyes which enable them to see in the dark as well as any cat. The Lindworm is a semi-dragon whose ancestors consist of both lizards and wyrms.

**Naga** - These are thought to be huge snake-like dragons with human faces which live in Patala, an under water region beneath the earth. This type of dragon originates from Pakistan, from the legend of the Naga Apala, a god who was able to keep evil dragons away in exchange for offerings from the locals. However, when they gradually forgot to do this, he changed himself into a poisonous dragon and became the plague of the countryside himself in punishment to the humans of the area for abandoning their god.

**Peluda** - A wingless neo-dragon with a back like a porcupine.

**Salamander** - In medieval times, the Salamander was known to be part dragon and therefore immune to fire. Some believed that the hissing and popping of the fire was a Salamander singing to them, or perhaps even casting a spell over their house. Through this, the Salamander soon became associated with witches, and a true witch was believed to be able to escape the fire by turning into a Salamander and escaping to his/her gods where she/he was given a new form.

**Serpent Whale** - A water dwelling dragon that is similar to the legendary Loch Ness monster, but does not possess a neck. They range from dolphin to whale size and are found only in the open oceans.

**Tatzelworm** - This dragon has the appearance of a snake with the forearms of a cat. Many Sicilian farmers say they have seen the Tatzelworm, and a few even claim to have killed one. They consider it a threat to both themselves and the over-all well being of their farms.

**Western Dragon** - When most people think of dragons, this is what comes to mind. The traditional western dragon is a four-legged, winged, gigantic fire-breathing reptilian dragon with a nasty temper and an affinity for chaos and gold. Like humans, some have been the scourges of the country side, demanding tribute for their protection, but others are fair and just. Some kings, such as Uther Pendragon of legend, King Louis XIV, and many others, have chosen to make these dragons their symbols. The western dragon is thought to symbolize sovereignty, ancient wisdom and knowledge.

**Wyrm** - The most ancient of dragons, the wyrm looks basically like a huge snake with no legs or wings, with a bushy head resembling the mane of a lion. They originate in England, and perhaps the most famous of these is the Lambton Wyrm.

**Wyvern** - The Wyvern is a dragon with a single pair of wings (which sometimes act as arms), a tail, and a pair of forelegs. The word "Wyvern" originated from the French word wyvere which means both serpent and life. The French Wyvern is known as Vouivre or Wouive, is portrayed as a serpent with the head and body of a beautiful woman with a ruby or garnet set between her eyes. This jewel is used to guide her through the mortal underworld. She is the protector of the earth and all living things, and as one author poetically put it, she is "the spirit that breathes or inspires." The Wouive is a personification of the magnetic currents that, which even then the ancients knew, span the earth. (These currents are known to the experienced magick user as ley lines.)

## *The hierarchy of the dragons:*

The Great Dragon of Darkness

The Great Dragon of Light

Great Dragons of Earth, Fire, Water and Air

Great Dragon of Earth GRAEL

Great Dragon of Fire FAFNIR

Great Dragon of Water NAELON

Great Dragon of Air SAIRYSS

Dragons of Planetary or Elemental aspects

"Lesser" Dragon of Sea UROOL

"Lesser" Dragon of Mountains GRANATH

"Lesser" Dragon of Forests SYLASS

"Lesser" Dragon of Storms HAVAS  
"Lesser" Dragon of Deserts CHURUN  
"Lesser" Dragon of Fires FARAN

Guardian Dragons

**Dragons of Light and Darkness**

The Elder Dragons of Darkness and Light –they including principles of the darkness and the light .They are similar to In and Yan. They can be invoked for helping our work or bring as balance.

"Light of the Spirit, Symbol of the Sun  
Be with me now 'till the spellwork is done.  
Help me balance all Karma and force  
'till i reach the end of my life on this Earth  
Guide me and teach me, O' Dragon of Light  
Lend my magic your Power this Night!"

"Dragon of Darkness, Your Power will run  
until the time my magic is done  
teach me your secret, the dark not to fear  
For dark is receptive, not terror or tear  
Dreams of the Spirit soar with the Night  
wrap me in guidance, You, balance of Light"

**Great Dragons of four elements**

STAND AT THE CENTER OF THE CIRCLE. CALM AND CENTER YOURSELF BEFORE REPEATING THE CENTER  
CHANT BELOW:

y:IN A TIME THAT IS NOT A TIME  
AND IN A PLACE THAT IS NOT A PLACE  
WE CALL UPON THE OLD ONES  
TO BEAR WITNESS TO OUR RITES.  
GRACE OUR CIRCLE WITH YOUR PRESENCE  
JOIN US ON THIS MOST SACRED OF NIGHTS!  
ALL HAIL TO THE SOURCE OF ALL THINGS!  
ALL HAIL TO THE SILVERED QUEEN OF THE NIGHT!  
ALL HAIL TO THE GOLDEN LORD OF THE DAY!  
CHARGE THIS BY YOUR POWERS OLD ONES!  
NEXT MOVE TO THE NORTH OF THE CIRCLE AND SPEAK THE  
NORTH CHANT :

q : WE STAND AT THE GATE OF MYSTERY  
AND CALL TO THE ANCIENT POWER OF THE NORTH:  
FROM YOUR MOUNTAIN CAVERNS DEEP  
RISE NORTHERN DRAGON FROM YOUR SLEEP  
TO LEND US YOUR WISDOM AND YOUR MIGHT  
GREAT NORTHERN DRAGON AID US THIS NIGHT  
GRAEL, WE CALL TO THEE!  
PROCEED TO THE EAST-MOST POINT OF THE CIRCLE  
AND SPEAK THE EAST CHANT THERE:  
r: WE STAND AT THE GATE OF MYSTERY  
AND CALL TO THE ANCIENT POWER OF THE EAST:  
FROM ATOP THE CLOUDS ON HIGH  
THE EASTERN DRAGON TAKES TO THE SKY  
HARKEN TO OUR CALL AND TAKE FLIGHT  
LEND TO US YOUR WISDOM AND MIGHT  
SAIRYSS, WE CALL TO THEE!  
THEN TO THE SOUTH MOST POINT OF THE CIRCLE RAISE  
YOUR VOICE TO THE SKY AND SPEAK THE SOUTH CHANT  
THERE:  
e: WE STAND AT THE GATE OF MYSTERY  
AND CALL TO THE ANCIENT POWER OF THE SOUTH:  
FROM DEEP IN YOUR CAVERNOUS FIRE-FILLED HALL  
ECHOES THE NAME WE NOW CALL  
FIRE DRAGON ATTEND OUR RIGHT  
AND LEND TO US YOUR WISDOM AND MIGHT  
FAFNIR, WE CALL TO THEE!  
PROCEED TO THE WEST MOST POINT AND SPEAK THE WEST  
CHANT THERE:  
w: WE STAND AT THE GATE OF MYSTERY  
AND CALL TO THE ANCIENT POWER OF THE WEST:  
CALM WATER, MOVING WATER, SEAS, AND LAKE  
WE NOW CALL UPON THE WATER DRAKE!  
AID US WITH YOUR WISDOM AND MIGHT  
GREAT WESTERN DRAGON ATTEND TONIGHT!  
NAELON, WE CALL TO THEE!  
THEN RETURN TO THE CENTER OF THE CIRCLE AND REPEAT  
THE CIRCLE CHANT:  
IN THIS PLACE WHERE MYSTERIES ARE FOUND  
THEIR COILS REACH BENEATH THE GROUND  
ROUND ABOUT THE DRAGONS ARE WOUND  
THEIR ANCIENT POWER DOES ABOUND  
IN YOUR NAMES GREAT DRAGONS

THIS CIRCLE IS SEALED.  
GRAEL! SAIRYSS! FAFNIR! NAELON!  
SO MOTE IT BE!

### **Dragons of Planetary or Elemental aspects**

“Lesser” Dragon of Sea UROOL  
“Lesser” Dragon of Mountains GRANATH  
“Lesser” Dragon of Forests SYLASS  
“Lesser” Dragon of Storms HAVAS  
“Lesser” Dragon of Deserts CHURUN  
“Lesser” Dragon of Fires FARAN

## *Dragons and Dragoncraft*

### The Voice of Dragons

The Voice of Dragons rings in my ears. The ears that  
do not hear human words, but hear only the thinly  
whispered truth of the cosmos.

Would it be that either they were louder and more easily  
discerned, or silent, not to be heard at all.

For it is the sound of the Creation and the passing away  
of the All that I hear buzzing in my Inner ears. It is  
the Energy that brings Creation into Being that is the  
Dragon's true Voice.

The Dragons Dance, the motion and movement of All That Is,  
mingles with the rapturous voice of a million billion  
stars cradled in the arms of Creation, that I hear in  
the quiet of the night; that threaten to drive me mad.

The Voice of Dragons who know me by name, who call me to  
the Dance. They call, but I do not know the steps. I  
do not know the movements. The magick of Creation has  
moved beyond me in all but the mundane world. The spark  
has all but died.

The Voice of Dragons speak to me of life and death and  
moving beyond the physical to a Freedom un-dreamed of.

It is the Voice of Dragons which allows me to hold this  
gem of great wonder in the palm of my powerless hand. It



is only in the surrender that I find victory, in apathy  
that I find wonder, in helplessness that I find courage.  
The Voice of Dragons; the story of worlds; the dreams  
beyond the Voice of Dragons.

The dreams that live in Truth and the Truth that lives  
in dreams; this too is the Voice of Dragons. Not so  
silent. Not so close to hand. The shining red apple,  
sweet, but too sweet to be Truth. A web of paradox.

An entanglement of trying.

But I am tired and the Voice of Dragons rushes in hushed  
gusts in my mind; too little to hear, too much to  
understand. A great sigh as my heart tramples on down  
this dusty road of Voices.

Voices. Voices. The litany drags me on ... to another day.  
And then a matrix of movement, the very meaning of life  
itself, scuttles close, as a bug upon the ground; a bug  
of little significance; a bug of little import. And it  
is all so clear for one shining moment, then gone as the  
bug scurries under the rug.

A hiving in the Voice of Dragons; harmonic and discordant;  
a pattern within a pattern, so jewel-like that it is  
blinding to behold, impossible to comprehend until that  
bug scuttles across the toe of my shoe, then is gone  
once more.

The Voice of Dragons roars with laughter at the cosmic  
joke that is just too simple for me to comprehend;  
too complex for me to grasp in its simplicity.

The sanity of others means nothing, it belongs only to the  
dead that live and breath and never dream. Whose inner  
ears are closed to the Voice of Dragons.

#### A Prayer in the Voice of Dragons

This is the prayer that I hear in the Voice of Dragons.  
It rings as if it were that clear singular voice of Truth.

"O cosmic Birther of all radiance and vibration!

Soften the ground of my being and carve out a space  
within me where your Presence can abide.

Fill me with your creativity so that I may be empowered  
to bear the fruit of your mission.

Let each of my actions bear fruit in accordance with my desire.

Endow me with the wisdom to produce and share what each  
being needs to grow and flourish.

Untie the tangled threads of destiny that bind me, as I  
release others from the entanglement of past mistakes.  
Do not let me be seduced by that which would divert me  
from my true purpose, but illuminate the opportunities  
of the present moment.

For you are the ground and the fruitful vision, the  
birth-power and fulfilment, as all is gathered and  
made whole once again."

Creation in the Voice of Dragons  
In a gust of wind I hear the sound of  
A new born infant's first breath, first cry.

Creation!

It is the first night.

Be praised.

But I am a Crone.

And in my croning I hear what I never could before.

I understand what I never could while in the act.

I stand aloof and see the Birthing, the Rearing,

The Creation that was once too near to see.

The birth of a universe, the birth of a world,

The birth of a single human child.

It is all the same.

Worlds within worlds, life within life.

It is a verb, an action, a doing.

Creation is in the Voice of Dragons.

### *Invocation of the Nine Lords of the Abyss*

The Nine Great Lords of the Abyss, I invoke thee.

The Nine Great Lords of the Abyss, I summon thee. The Nine Great Lords of the Abyss, I conjure thee.

Come forth, Nine Great Lords of the Abyss, and manifest thyselfes

Within this body, this temple which I have prepared.

Come forth, Nine Great Lords of the Abyss, and manifest thyselfes.

Send unto me my Unholy Guardian Demon, And come forth, Nine Great Lords of the Abyss, and manifest thyselfes.

### *Invocation of the dragon Choronzon*

Into the Abyss I call; to the depths of Hell I call;  
to the dragon Choronzon I call:  
Choronzon, I invoke thee.  
Choronzon, I summon thee.  
Choronzon, I conjure thee.  
Come forth, Choronzon, and manifest thyself  
Within this body, this temple which I have prepared.  
Come forth, Choronzon, and manifest thyself.  
Come forth, Choronzon, and manifest thyself.  
For I have crossed the Gates of Hell and I have become the Devil Incarnate.  
I am Satan; I am Lucifer; I am Belial; and I am Leviatan.  
Come forth, Choronzon, and manifest thyself.

Choronzon - demon of dispersion, guardian of the Abyss.

### *Invocation of Dagon*

Dagon, I invoke thee.  
Dagon, I summon thee.  
Dagon, I conjure thee.  
Come forth, Dagon, and manifest thyself Within this body, this temple which I have prepared.  
Come forth, Dagon, and manifest thyself.  
Come forth, Dagon, and manifest thyself.  
The eighth lock is open.

### *Involking the Fire Dragon Fafnir*

Calling Fafnir

Visualize great swirls of fire with a great red dragon swirling inside the flames, as if a part of the flames. Do this for about 2 minutes, then chant the following repeatedly:

"Oh, Fafnir  
Oh, Great Dragon Of Fire  
Your Heat So Warm  
Oh, Great Dragon,  
Royal Ruler Of Flame  
I Call Ye From  
A Place Of Warmth  
Oh, Fafnir  
I Call Ye Forth  
Fafnir,Fafnir Fafnir!"

### *Dedication to the Dragon*

Dedication to the Dragon [or any other entity/deity] is sacred and serious. Revelry should ensue, but should not be present during this rite.

Dedication oil and incense is prepared. There are a thousand recipes in a thousand books. Pick one which suits you and your dragon. If you do not find anything to your liking, perhaps some dragon's breath and/or dragon's blood will suffice.

The petitioner to be dedicated should be fully consecrated first. This rite is therefore to be performed inside the circle already cast, in the company of the quarters, guardians/watchers, entities/deities already present.

I don't like giving rites to do because I feel that all rites should be written by the practitioner who is conducting the rite. Those who are more experienced sometimes have a better experience when they just let the proper words come to them at the time of the rite. But just for the sake of getting you started, here goes.

With the dedication oil, a solar cross is marked upon the heart of the dedicant, then a circle is drawn around it, and a kiss placed above the circle on the forehead, by the HP/s.

The dragon gong is struck three times, and when the vibrations are again still, the HP/s begins...

"Comes \_\_\_\_\_, a child of Magick; a child of Dreams. For as we are children of Magick, we understand that without the ability to imagine and dream, Magick could not exist. We could not exist as we are. All things would falter and die, as the human body and psyche will wither and die without dreams. As the human spirit will wither and die without dreams.

Dragon is in his/her heart, as he/she is part of the Dragon. Dragon is in his/her mind as he/she meditates on the Dragon. Dragon is in his/her soul as he/she is one with the Dragon.

\_\_\_\_\_, a child of Magick; a child of Dreams, beseeches those of Dragonkind to accept his/her pledge of devotion and study of the Dragon and the ways of Dragonkind. Please, we entreat, accept him/her as a child of the Dragon for the betterment of all who would know the ages old wisdoms of Dragonkind.

As you will it, So Mote It Be!"

The gong is struck once more, and when the vibrations are again still, the first adornment of the dedicant is placed on his/her brow [or about the neck, wrist, finger, whatever] by the HP/s.

The Deities are thanked, then the quarters and other entities/beings/deities who attended, are thanked and dismissed, and the circle is gathered together and earthed.

### *Calling the Dragons of the Quarters*

When calling the Dragons of the Quarters, you are asking for a willing Dragon to watch over and direct the elemental energies associated with that particular quarter/direction.

At first you will probably get several different Dragons standing in as Quarter Guards each time you cast a circle. Eventually, you may find that the same four are answering your call each time (you'll be able to tell by the "feel" of the energy each brings). If/when this happens, you can either wait until the Dragon chooses to reveal his or her name, or you can choose a name by which you will call each one (don't worry, if you pick a name the Dragon doesn't like, you'll know!).

Many Dragons actually prefer to work this latter way, taking the name as a gift. In either case, you can then substitute those names for the phrases "One who is willing" and "Great \_\_\_\_\_ Dragon" at the appropriate quarter.

East: From the lands of the Eastern Dragons comes the glorious powers of Air! I call upon One Who Is Willing to guard the Eastern Gate. Lend me (us) mastery of the powers of Air. Aid me (us) in developing my (our) intellect and wisdom. Come watch over this circle that there may be wisdom in all that I (we) do!

(raise your hand high in greeting)

Great Eastern Dragon, hail and welcome!

South: From the lands of the Dragons of the South, comes cleansing power of Fire! I call upon One Who Is Willing to guard the Southern Gate. Lend me (us) mastery of the powers of Fire. Aid me (us) in developing my (our) free-will and creativity. Come watch over this circle that I (we) may create joy and beauty!

(raise your hand high in greeting)

Great Southern Dragon, hail and welcome!

West; From the lands of the Dragons of the West, comes the purifying power of Water! I call upon One Who Is Willing to guard the Western Gate! Lend me (us) mastery of the powers of Water. Aid me (us) in developing my (our) intuition and control over my (our) emotions. Come watch over this circle that I (we) may have the courage to listen to my inner voice and act as needed!  
(raise your hand high in greeting)

Great Western Dragon, hail and welcome!

North: From the lands of the Dragons of the North, comes the sustaining power of Earth! I call upon One Who Is Willing to guard the Northern Gate. Lend me (us) mastery over the powers of Earth. Aid me (us) in developing strength of body, mind and spirit. Come watch over this circle that I (we) may have the strength to delve into the mysteries of the universe!  
(raise your hand high in greeting)

Great Northern Dragon, hail and welcome!

## *Rituals*

### *Full Moon Ritual*

Dragons are powerful creatures that can aide in healing, spells, and other ritual workings. This is a full moon ritual honoring and utilizing their Power for Healing.

Items Needed:

Quarter Candles: Yellow for East, Red for South, Blue for West and Green for Earth

God and Goddess candles and holders

Altar tile, Bowl of fresh water for Water, Bowl of sea salt for Earth, White or black candle for Fire

Incense (loose, cone or stick) for Air (myrrh, frankincense, sandalwood, jasmine and willow are good for the Full Moon)

Pictures or statues to represent each Elemental Dragon you will call upon (colors can correspond to the elements, or whatever feels comfortable to you)

Cauldron or fire proof container, Matches, Paper and pen (preferably consecrated), Athame, Wand or Power finger

Offering dish and offering cakes/grain/wine/juice

Set Up:

Set up your altar as usual, adding paper and pen and cauldron or fire proof container

Place Quarter candles and the Elemental Dragon representation in each corner

Casting the Circle:

Cast the Circle once, saying:

"I cast this Circle beneath the Full Moon, beneath the Light of the Mother, beneath the watchful eyes of the Dragons. This space is sacred and protected, So Mote It Be!"

Calling the Quarters:

Go to the East Quarter and light the candle. Hold the Dragon statue upwards, and say:

"I call upon thee, O Mighty Air Dragon of the East, to Guard and Protect this Circle. Welcome, and Blessed Be!"

Go to the South Quarter and light the candle. Hold the Dragon statue upwards, and say:

"I call upon thee, O Mighty Fire Dragon of the South, to Guard and Protect this Circle. Welcome, and Blessed Be!"

Go to the West Quarter and light the candle. Hold the Dragon statue upwards, and say:

"I call upon thee, O Mighty Water Dragon of the West, to Guard and Protect this Circle. Welcome, and Blessed Be!"

Go to the North Quarter and light the candle. Hold the Dragon statue upwards and say:

"I call upon thee, O Mighty Earth Dragon of the North, to Guard and Protect this Circle. Welcome, and Blessed Be!"

Evoking the Goddess and God:

Light the Goddess candle, raise your arms, palms up, and say:

"Great Goddess of Dragons, Mother of All, I invite you to this rite tonight, to honor you and to work your magick. Welcome, and Blessed Be!"

Light the God candle, raise your arms, palms up, and say:

"Great God of Dragons, Father of All, I invite you to this rite tonight, to honor you and to work your magick. Welcome, and Blessed Be!"

Place a piece of cake or some of the grains in the offering dish, then pour the wine or juice over it, and say:

"May Your Children never hunger, may Your Children never thirst, and may You be pleased with this offering of bread (grain, cakes) and wine (juice). Blessed Be!"

### ***Draconic Mantra***

Wah-Ooom - Mah-Ooom  
Oomm-Wah - Moou-Ha-hw

Wah-Omm Wah-Omm Wah-Ay-Yah  
Wah-Omm Wah-Omm Wah-Kay-Ah

### ***Draconic meditation***

To align yourself better with the Great Dragon, which is to say with the flow of Divine Energy, use this meditation often.

Place yourself in a comfortable position, and begin as always by clearing and releasing. Imagine yourself before a flight of stairs. Imagine that you climb these stairs, one stair at a time, counting each as you go. With each of the stairs you will go deeper into yourself. There are ten stairs in all.

At the top of the stairs you come to a hallway. It is a long hallway, with many doors on either side. Note the details of this hallway-what colour are the walls? Is it clean? Do you like the hallway? Imagine yourself walking down this hallway until you come to a door that is marked with an "X." This is your

door. Go in.

Inside the door you will find a beautiful landscape. Enter it. Feel the things around you-make the visualisation as real as you can. As you look around the landscape you will see a large Dragon. Go to it. Give the Dragon greetings. What does it look like? Is it male or female? Climb on the Dragons back. Imagine it taking off and flying through the air. Imagine the feel of the wind against your face, the smell of the air, the feel of the dragon's back beneath you.

Let the Dragon carry you. As you fly, look down at the world below. Enjoy the ride-get used to the feel. Then, when you're ready allow the Dragon to land. Thank it, and give it your love. Then go back to the hallway, and through the hallway to the stairs.

Come down the stairs one by one. With each stair you will come back more into yourself, and your ordinary conscious mind. When you are back, clear and release as always.

When you have facility with this meditation, you will want to introduce this variation; instead of just riding the Dragon, become the Dragon. As the Dragon carries you through the air, feel yourself merge into it. Be One with the Dragon. Feel its body as your body. Imagine the feel of the wings as they beat, of the tail -emmerse yourself in the Dragons form, and BE it. When you have flown long enough, separate yourself from the Dragon again, and complete the meditation as usual.

### *Basic Dragon Ritual*

Set up your altar so that it faces east. Make sure that it is known that you are not to be dist

: By dragon power, this circle is sealed. Return to the altar. Point the sword at the dragon  
Dragons of Spirit, highest of dragons and most powerful, bless this altar with your fire. Let us be  
one in magick, O dragons great and wise. old the chalice up, and say :

Draconis! Draconis! Draconis!

Sprinkle the water from the chalice lightly around the Circle, beginning and ending in the east.

Set the dish of salt on the pentacle. Circle it three times clockwise with the wand and say :

Water, Air, Fire, hear my desire. Salt of Earth and sea, purified be.

Sprinkle a few grains of salt to each corner of the altar. Circle the incense burner three times with the wand, and say:

Fire of dragons, fire of Earth,

You are purified. Bring power forth.. Say :

Incense magickal, incense bold, Awake the dragons, as of old. I call you purified.

Draconis! Draconis! Draconis! Continue this for several minutes. Then rise, point the sword at the dragon pentacle, and say :



Behold, all dragons and rulers of dragons, I am (magickal name), a magician who seeks dragon magick. With (name of sword) in my hand, I enter the realms of the dragons, Not for physical battle, but for knowledge and power. I greet you, O dragons ancient and wise, And await your blessing and guidance. ntagram with the sword. Say :

From Sairys, ruler of the eastern dragons fair, Comes now the wondrous power of Air. entacle again. Draw an invoking pentagram with the sword and say :

From Fafnir, ruler of dragons of the south, Comes cleansing Fire from dragon mouth. gain hold up the pentacle, and draw an invoking pentagram with the sword. Say :

From Naelyan, ruler of dragons of the west, Comes the power of Water, three times blest.

nvoking pentagram with the sword. Say :

From Grael, ruler of dragons of the north, The power of Earth does now come forth. finished with the spellworking, tap the staff three times and chant :

I thank you, dragons old and wise, Of Earth and Fire, Water, Skies, For sharing wisdom here with me. As we will, so shall it be.

: Cup of power, cup of might, Dragon magick, be here this night.

: Go in peace, dragons of the East. And return again in the ritual hour.

: Go in peace, dragons of the South. And return again in the ritual hour.

Go in peace, dragons of the West. And return again in the ritual hour.

Go in peace, dragons of the North. And return again at the ritual hour.

turn to the altar. Raise both arms and say :

Farewell to you, O dragons fair,

Fire, Water, Earth, and Air.

Together we make magick well

By power deep and dragon spell.

In peace go now. Return once more

To teach me magick and ancient lore.

Draconis! Draconis! Draconis!

## *Dragon Blessing Ritual*

Return to altar and place a small amount of Frankincense on the burning charcoal in the incense burner, point forefinger to burner and say:

By Dragon Power ,I Call You Purified

Lift up the burner and carry it around the edge of cast Circle clockwise beginning and ending in the East. Return burner to the altar and slowly pass the Pentacle Disk through the incense smoke and say:

Element of Spirit,By Dragon Power, I Call You Purified

Lay the Pentacle Disk upon altar and place Salt Dish upon it. With forefinger of power hand circle the dish three times clockwise and say:

Out Of The Darkness Of Earth And Sea Comes The Blessed Salt, By Dragon Power, I Call You Purified

Sprinkle a few grains of Salt on all four corners of the altar, this purifies it and can be done at any time during ritual or as a cleansing if someone has messed about with the altar. Once altar is purified pick up Dragon Pentacle, pass it slowly through the incense smoke and say:

Element Of Spirit,By Dragon Power,I Call You Purified

With Dragon Pentacle in Power Hand go to Eastern Quarter, face East and say:

Dragons Of Air Behold Your Symbol and Ally

Move clockwise to the South, hold up the Dragon Pentacle, say:

Dragons Of Fire Behold Your Symbol And Ally

Go to the West, hold up the Dragon Pentacle , say:

Dragons Of Water Behold Your Symbol And Ally

Finish by going North, hold up the Dragon Pentacle, say:

Dragons of Earth Behold Your Symbol And Ally

Return to the altar, lay aside the Dragon Pentacle and take up the Sword. Touch it briefly to the Pentacle Disk, pass through incense smoke, say:

Sword Of Fire, O name of Sword By Dragon Power, I Call You Purified

Hold Sword a few moments before Dragon Pentacle. Put Sword down pick up the Dagger ,touch it to Pentacle Disk,pass through incense smoke,say:

Dagger Of Fire,O name of Dagger By Dragon Power, I Call You Purified

Hold Dagger a few moments before Dragon Pentacle. For each tool I set it briefly on the Pentacle Disk,pass it through the incense smoke,when finished with the Call, hold tool before Dragon Pentacle before returning it to altar.

Water Chalice:

Chalice Of Water By Dragon Power, I Call You Purified Wine Chalice:

Chalice Of Earth By Dragon Power,I Call You

Purified

Dragon Bowl:

Bowl Of Earth,You Holder Of Lands Far Distant And Near, By Dragon Power ,I Call You Purified

Gem Bowl:

Bowl Of Earth,You Holder Of Gems Bright And Powerful,By Dragon Power I Call You Purified

Wand:

Wand Of Air,Wielder Of Might And Magick By Dragon Power, I Call You Purified

Staff:

Staff Of Spirit,Authority And Power Are Yours,By Dragon Power,I Call You Purified

Water bottles:

Containers Of Water,Holder Of Great Seas And Rivers,By Dragon Power I Call You Purified

Gong,finger cymbals,or bell:

You Element Of Air,Whose Musical Notes Reach To The Dragon Worlds,By Dragon Power I Call You Purified

Mirror:

Eye Of The Dragon,You Element Of Earth,By Dragon Power I Call You Purified

Herbs and Oils consecrate them by circling three times with wand ,say:

Herbs ( Oils ) Of Earth,Given By Dragons Of Light And Darkness,By Dragon Power I Call You  
Purified

After the calls are made it is an excellent time to chant and use free-form dancing.Invite the Dragons to share in raised Energy and joy of being a Magician. Talk to them about hopes and dreams and listen to see if they have any thoughts or suggestion and words of encouragement ,this is a opportunity to forge close friendships with the Dragons.

Closing the Ritual:

Take Sword in Power Hand,wand or staff in the other.Hold Sword up in salute,go to

East,say:

Dragons Of Air,Behold The Tools Of Magick,Consecrated By Dragon Power. Let Us Be One In  
Magick.Farewell,O Dragons Great And Wise.

Clockwise to the South,say:

Dragons Of Fire,Behold The Tools Of Magick,Consecrated By Dragon Power. Let Us Be One In  
Magick.Farewell O Dragons Great And Wise.

Go to the West,say:

Dragons Of Water,Behold The Tools Of Magick,Consecrated By Dragon Power. Let Us Be One  
In Magick.Farewell,O Dragons Great And Wise

Go to North,say:

Dragons Of Earth,Behold The Tools Of Magick,Consecrated By Dragon Power. Let Us Be One  
In Magick.Farewell ,O Dragons Great and Wise.

Return to altar,point the sword at the Dragon Pentacle,say:

Dragons Of Spirit,Highest Of Dragons And Most Powerful,Bless This Altar With Your Fire.Let  
Us Be One In Magick.Farewell,O Dragons Great And Wise.

With a backward sweep of the Sword across the boundary of the circle ,cut the circle.Extinguish the altar candles.Leave the ritual tools on or around the altar overnight to be further empowered.The Dragons may inspect them during this time and add special blessings to them. It is important to realize that I work with Dragons as partners and Co-magicians and I have to be firm in my intentions but willing to listen to their point of view.A magician tries to gain control over Dragons at his/own peril.

## *Dragon Blessing*

**Items needed:** white candle, patchouli oil.

Cast Circle.

Inscribe the name of the person you wish to bless on the candle. Then hold the candle in both hands while concentrating on this person being blessed, put this energy into the candle. Anoint candle with the patchouli oil (start in center and go outward, away from you) once you feel that it is charged. Say:

*"(Name of Person) May peace and harmony come to you  
(Name of Person) May nothing harm you  
(Name of Person) May your heart be light  
(Name of Person) May your travels be safe  
(Name of Person) May your health be good  
(Name of Person) May your mind be sound  
(Name of Person) May your friendships sustain you  
(Name of Person) May you be blessed in every way  
(Name of Person) May the dragons shelter you and keep you protected.  
You are blessed by the shadow of their wings."*

Light the white candle. Say:

*"Flame of candles  
Wrought of dragon fire  
Burning bright,  
Bring peace to (Name of Person)  
Good fortune is theirs  
For all to see;  
As I do will, So mote it be."*

Ring bell three times, then say:

*"Ancient Dragons please hear my call  
Please watch over \_\_\_\_\_ and guide them as they need  
Keep them safe and warm in your embrace  
Guard them against danger and harm and bring them peace."*

Perform Simple Feast. Open Circle.

## *Casting the Draconic Circle*

### **Salt and Water Purification**

Place your bowl with water on the pentacle, touch the water with your athame (or fingers) and say:

*"With the blessings of the dragons I cleanse you, O creature of water, be free of all impurities and uncleanness. As I do will, so mote it be!"*

Leaving the bowl on the pentacle, place three measures of salt into the vessel and say:

*"Purity into purity, O creature of Earth, Salt is free from hindrance and pure by nature, I mix this salt and water so that whatever it touches, May be free of all hindrances and impurities, And may be mighty in the way of the Dragons of Old."*

Take the bowl and beginning in the East, sprinkle first above the altar then below it (repeat this for other altars that you might have in the room, such as elemental altars or if you have a separate altar for dragons in your sacred space). Continue in an outward deosil spiral, sprinkling around the room. As you walk around the sacred space say three times:

*"Salt and water by casting thee, No spell or unknown hindrance be, Except in true accord with me. As I do will, so mote it be!"*

If working with a group everyone should repeat the final 'As I do will, so mote it be' in a loud and strong voice.

### **Fire and Air Purification**

Place the incense you are going to be using on the pentacle and tap it three times with your athame (or fingers) and say:

*"With the blessings of the dragons, I cleanse you, O creature of Air, be free of all impurities and uncleanness. As I do will, so mote it be!"*

Remove the container of incense and place the censer on the pentacle. Light the coal and place your athame on the charcoal or touch your fingers to the edge of the censer and say:

*"Purity onto purity, O creature of Fire, Fire is free from hindrance and pure by nature, I mix this fire and air so that where it goes May be free of all hindrance and impurities and may be mighty in the way of the Dragons of Old."*

Take the censer and beginning in the East, wave the smoke first above the altar and then below it, again repeating for any other altars that you might have. Then continue in an outward deosil spiral, wafting the smoke around the room and say three times:

*"Creature of Air, this charge I give, No evil in your presence live! Creature of Fire, this charge I lay, No evil in your presence stay! As I do will, so mote it be!"*

If working with a group everyone should repeat the final 'As I will, so mote it be' in a loud and strong voice.

### **Calling the Watchtowers**

Go to the Eastern part of the Circle and light the white candle. Draw an air evoking pentagram with your athame or fingers, the color of the pentagram should be yellow. Say:

*"From the lands of the Dragons of the East,  
Comes the glorious powers of Air!  
I call upon One Who is Willing to guard the Eastern Gate.  
Sairys, lend us mastery of the winds,  
Aid us in developing our intellect and wisdom.  
Your tongue is a sharp sword, cutting with the knowledge of the arcane.  
Your spirit flows as graceful as a bird in flight.  
Purify us with truth,  
Watch over this Circle that there may be wisdom in all that we do.  
Please act as our witness and guide,  
Hail and welcome!"*

Go to the Southern Quadrant and light the red candle. With your athame or fingers draw a fire evoking pentagram, the color of it should be red. Say:

*"From the lands of the Dragons of the South,  
comes the cleansing power of Fire!  
I call upon One Who is Willing to guard the Southern Gate.  
Fafnir, lend us mastery of the powers of flame,  
Aid us in developing our free-will and creativity.  
Your breath is aflame with the fires of inspiration and passion.  
Your spirit is searing and fervent.  
Purify us with love,  
Watch over this Circle that we may create joy and beauty!  
Please act as our witness and guide,  
Hail and welcome!"*

Go to the Western Quadrant and light the blue candle. With your athame or fingers, draw a water evoking pentagram, its color should be blue. Say:

*"From the lands of the Dragons of the West  
comes the purifying power of Water!  
I call upon One Who is Willing to guard the Western Gate!  
Naelyon, lend us mastery over the power of sea.  
Aid us in developing our intuition and control over our emotions.  
Your coils are the cleansing, healing waves that nurture the soul.*

*Your spirit lunges, leaps and splashes like a dolphin at play.  
Purify us with everlasting emotions,  
Watch over this Circle that we may have the courage to listen to our inner voice and act as needed.  
Please act as our witness and guide,  
Hail and welcome!"*

Go to the Northern Quadrant of the Circle and light the green candle. With your athame or fingers, draw an earth evoking pentagram whose color should be green. Say:

*"From the lands of the Dragons of the North,  
comes the sustaining power of Earth.  
I call upon one who is willing to guard the Northern Gate.  
Grael, lend us mastery over the powers of stone,  
Aid us in developing strength of body, mind, and spirit.  
Your talons run like roots into the earth, giving you infinite strength.  
Your spirit is hard and pure like a clear crystal,  
Purify us with persistent wisdom.  
Watch over this Circle that we may have the strength  
to delve into the mysteries of the Universe.  
Please act as our witness and guide,  
Hail and welcome!"*

Starting in the East, draw a Circle around the perimeter of the area with your athame or fingers. See bright orange-red dragon fire following the tip of your tool creating a flaming barrier. Say:

*"By dragon fire and the power of my will, the Circle is cast."*

Use your tool to trace a ring of fire above and below you so that you have created a sphere for your sacred space. Say:

*"As above, so below."*

Use your athame or fingers to salute the sky, then briefly touch the earth. Say:

*"I conjure you, O Circle of Power,  
That you will be a boundary between  
The world of Man and the Realm of Dragons.  
Between the worlds and beyond the bounds of time,  
This Circle is created.  
As I do will, so mote it be!"*

In the air above the altar draw an infinity sign with your fingers to tie the Circle together.

Ring the Bell three times then say:



*"Now the Circle is sealed and the boundary made. Through dragon magick and the power of my will, Let nothing but beneficial energy enter, And nothing but beneficial energy emerge For the betterment of myself and my Clan. So mote it be."*

Light the Goddess candle and invoke the Goddess as you usually do.

Light the God candle and invoke the God as you normally do.

Light the Guardian Candle, then say:

*"Draconis! Draconis! Draconis! Hear our call, three time we hail you, listen all! This candle flame is like you fire, help us in our rite and lend your power to us. Come to us and hear our words, help us to achieve our goals. With our humblest thanks we welcome thee! Draconis! Draconis! Draconis!"*

Continue with your ritual or spell.

## *Dragon Circle*

"Our Circle is a place where hearts and minds can meet and share in the wonder and empowerment of a living and loving Goddess. We are a coven of friends, but above all things we are Family. Our Love and our Magick binds us together and our Circle keeps us and nurtures us.  
We are blessed. Blessed Be!"

The Dragon Guardians are then invoked.

### EAST

Mighty Dragon, Guardian of the realms of the East. Your tongue is a sharp sword, cutting with the knowledge of the arcane. Your spirit flows as graceful as a swift in flight. Purify us with truth. Blessed Be.

### SOUTH

Mighty Dragon, Guardian of the realms of the South, your breath is aflame with the fires of inspiration and passion. Your spirit is searing and fervent. Purify us with Love. Blessed Be.

### WEST

Mighty Dragon, Guardian of the realms of the West, your coils are the cleansing healing waves that nurture the soul. Your spirit lunges, leaps and splashes like a Talbot at play. Purify us with pulsing tides. Blessed Be.

### NORTH

Mighty Dragon, Guardian of the realms of the North, your talons run like roots into the earth, giving you infinite strength. Your spirit is substantial, hard and pure like a clear crystal. Purify us with persistent wisdom. Blessed Be.

Each of these Dragons has a secret name that they are also invoked with. A suggestion is that anyone using these invocations meditate to find an appropriate name for each Guardian and use it along with or instead of the words "Mighty Dragon".

### *Opening the Draconic Circle*

Ring the bell three times to devote the dragons that you called upon earlier, saying:

*"Draconis, draconis, draconis!  
Again, three times we hail you, listen all.  
This candle flame that held your fire  
Has shed your light upon our ritual  
and lent your awesome power to us.  
We thank you for attending us,  
Go if you must, stay if you will,  
May there peace between us now and forever.  
You have our humblest thanks as you depart!  
Draconis, draconis, draconis!"*

Snuff the Guardian Candle.

Devote the God in your usual manner, then snuff His candle.

Devote the Goddess in your usual manner, then snuff Her candle.

Over your central altar, undraw the infinity symbol that you created when casting the Circle.

With your athame or fingers, salute the sky then briefly touch the earth. Spread your arms wide and see the energy from the Circle sinking into the ground, being reabsorbed and dissipating. Say:

*"By my will, I release you, O Circle of Power.  
To return to the ground once more,  
As we return to the world of Man.  
May the Work we have performed tonight  
Be for the greater good of all and for our Clan.  
As I do will, so mote it be!"*

Go to the Northern Quadrant, with your athame or fingers trace the earth banishing pentagram, see it fading away. Say:

*"Hail to you, Dragons of the Northern Quarter.  
I thank you for acting as witness and guide to our ritual.  
Grael, may there be peace between us,  
Now and forever.  
We wish you farewell and safe journey until we meet again.  
Go in power, blessed be."*

Snuff the green candle.

Go to the Western Quadrant, with your athame or fingers trace the water banishing pentagram and see it fading away. Say:

*"Hail to you, Dragons of the Western Quarter.  
I thank you for acting as witness and guide to our ritual.  
Naelyon, may there peace between us,  
Now and forever.  
We wish you farewell and safe journey until we meet again.  
Go in power, blessed be."*

Snuff the blue candle.

Go to the Southern Quadrant, with your athame or fingers trace the fire banishing pentagram and see it fading away. Say:

*"Hail to you, Dragons of the Southern Quarter.  
I thank you acting as witness and guide to our ritual.  
Fafnir, may there peace between us,  
Now and forever.  
We wish you farewell and safe journey until we meet again.  
Go in power, blessed be."*

Snuff the red candle.

Go to the Eastern Quadrant, with your athame or fingers trace the air banishing pentagram and see it fading away. Say:

*"Hail to you, Dragons of the Eastern Quarter.  
I thank you for acting as witness and guide to our ritual.  
Sairys, may there be peace between us,  
Now and forever.  
We wish you farewell and safe journey until we meet again.  
Go in power, blessed be."*

Snuff the white candle.

If you have any other candles lit, snuff them unless they are to burn out. Then say:

*"Our Circle is open, yet unbroken  
May the blessings of the God, the Goddess, and the Dragons  
be with all of us until we meet again.  
Blessed be!"*

## ***DRAGON CIRCLE CALL***

I make thee now, circle of light,  
Dragon strong with dragon might.  
Within thy glowing orb shield us all,  
A safe stronghold to meet those i call  
Black dragon, red dragon, white dragon, grey  
I call on thee; come ye that may.  
Circle around and about  
Inside and out  
Protect from within  
Or protect from without.  
The circle is bound with dragon might,  
Nothing may enter save love and light.  
This circle is sealed, Dragons, do me heed!  
Thus i speak and so mote it be.

## **CLOSING CIRCLE**

Circle of might, dragon made,  
Open are ye, thy light to fade.  
Dragons, to thee i bid thanks and farewell.  
Safe journey home. By the Lord and Lady do well.  
This circle is done and now open.  
Its light faded but never broken.

## *Attracting Dragon Companions*

You cannot force a dragon to befriend you, nor can you choose what your companion will look like or what their personality will be. All you can really do is invite dragons into your life and make them feel welcome. The dragons choose who they work with rather than the other way around. If you have been interested in dragons for a while and have collected some dragon images, toys, statues etc., there is a chance that there is already a dragon or two hanging around your room or house.

### Inviting a Dragon Companion

Choose a time when you will not be disturbed, disconnect the phone, if possible disconnect the doorbell. Being interrupted during any ritual is really annoying and can cause for energy to be lost.

Sit on the floor and imagine and stress or worry flowing out of you and through the floor (or into the ground if you are doing this outside). Once you feel that it has all drained out of your body, imagine a protective bubble forming around you. One of the easiest ways to do this is to imagine a small bubble just in front of your chest then let it expand to surround you. You might not be able to see this bubble, especially if it's the first time of using it, but know that it is there protecting you.

The next step is to invite a dragon to be your companion. Mentally project the desire to contact and make friends with a dragon. Be confident but don't shout your intention. Then either in your mind or out loud say this, or something similar, "I am (name), I walk the path of dragons. In love, trust, and friendship I invite you into my life and into my home." Add anything else you wish to say and keep projecting welcoming thoughts.

Don't expect to feel a companion right away, it can take quite a while before they feel you are ready for them. Sit for a while longer in case they do wish to make their presence known. If you wish to keep the protective bubble around you imagine new energy flowing through it and the old energy going back into the ground. Then you can slowly get up and carry on as normal. You can repeat this ritual as you like until you feel the dragons are in your life.

## *Calling a Dragon Companion*

Cast Draconic Circle Meditate upon dragon attributes: their size, their ability to see in the dark, their intelligence, their quickness and grace, their independence, etc.

Ring your bell three times and say:

*"Marvelous Dragons,  
Invisible in form  
Casting light and darkness  
I have come before you I have opened the path  
May we be at peace."*

Take a moment to extend your metaphysical senses. See if you notice any dragons. Say:

*"O great Dragons,  
Soul of spirit  
Heart of chaos  
Hear my call  
I ask your aid  
In reaching the source of you.  
Blessed be to you,  
You have passed beyond the horizon,  
Your physical manifestation  
Lives now only through the sunset  
May your spirit endure  
And it's shadow seek my light."*

For a moment allow yourself to fill with the desire for contact with a dragon. Say:

*"I am (name),  
I walk the path of dragons.  
In love, trust, and friendship  
I invite you into my life  
and into my home."*

Add anything else you wish to say and keep projecting welcoming thoughts.

When finished, bow your head and say:

*"May I be blessed with the friendship of Dragons."*

Make an offering to the dragons. Have the simple feast.

Close Circle.

## *Calling a Dragon Friend*

### Dragon Call

Oh, Hear Me Dragon

Of Crystal Bright.

Oh Great Dragon

Teach Of The Light.

Be Truth

Show The Way Light Of Youth

### Dragon Plea

Oh Dragon Here,

Of Purest Fire, Full Of Love

Lifting Higher, And Higher

Come To Me,

Oh, Dragon Of Light

Oh, Thou Of Truth

Lift Me Higher, This Hour

Let This Be Our Desire

To Be As One, To Work Together

Deep In Love

And Happy Forever.

## *Dragon protection*

Great Sairys, Ruler of the East  
Of dragons soaring in the dawn  
The golden light of faith and hope  
That cheers us when the night is gone  
Please see me from the golden fair  
And lend the wondrous power of air.

Great Fafnir, Ruler of the South  
Of dragons of the warmth of life  
The ruddy, cheerful glow of strength  
That bears us up in mortal strife  
For Good to which I dare aspire  
Please breathe on me your cleansing fire.

Great Naelyan Ruler of the West  
Of dragons of the restless sea  
The blue light of the world to be  
Of visions of the world to be  
Please let the power of Water flow  
To feed a blessing make it grow.

Great Grael, Ruler of the North  
Of dragons of the solid earth  
The white light come shine on me  
And purify my little worthy  
The strength of Earth beneath my feet  
Please send to make the four complete.

Earth and Fire, Water, Air  
Stone and light and sea and sky  
I call on you to ward my friends  
Because they need you more than I  
But if there still is something left  
When you have done these other things  
Come live, so welcome in my home  
Come shelter me beneath your wings.



### *Dragon protection for short period of time*

By Dragon wing and Dragon claw,  
My(his/her) Defense is without flaw."  
"Shrouded by Dragon might  
Remove me(him/her) from their(his/her) sight."  
"Fly before me (him/her) Dragon bright,  
And blind my(his/her) foe with Thy light"  
"Full of rage and terrible ire,  
Burn them(him/her) with Thy Dragon Fire!"  
"Dark and terrible be Thy wrath,  
Dragon, protect me (him/her) on my(his/her) path!

After the period or when the task is finish:

Guardian Dragon thanks be to you,  
My friend both steadfast and true!

Before the spell is good to make some meditation and when you speak you must visualized the target and the period.

### *Dragon protection for (hours)*

Gentle Guardian wise and strong  
keep it(me, him/her) as it (I, he/she) doth belong.  
Safe within thy charge and care,  
the current problem to fare.  
No harm to come or ill to befall  
Guarded and safe through it all!"

Before the spell is good to make some meditation and when you speak you must visualized the target and the period.

### *Dragon protection for (weeks or mounts)*

Dragon brave and Dragon wise,  
let nothing escape your eyes.  
I summon you from your hidden lair,

(name object here) is entrusted to your care.  
Permit no harm to come to ( named object) within your sight,  
in your presence let all evils take flight.  
No baneful creature born of flesh or spirit,  
may touch (name object) nor even come near it.  
Let those that would bring harm,  
be filled with fright and alarm.

Before the spell is good to make some meditation and when you speak you must visualized the target and the period.

### *Dragon Prosperity Ritual*

**Items needed:** A green or gold candle, Cinnamon oil or another money- or luck-drawing oil, a green stone that you like, and a piece of pyrite.

This spell should be done on a Sunday (Prosperity/Money) or Monday (Luck) during the Waxing Moon.

Dress the candle, the green stone, and pyrite with the oil.

Cast the circle.

If you use Runes, carve the Rune Fehu on the candle along with other symbols of luck and prosperity. If you don't use Runes, just leave it out.

Place the stones beside the candle.

Light the candle and say:

*"Mighty Dragon of the North, Keeper of all Treasures  
Please help me to bring to me  
All that I need for prosperity.  
I ask not in greed,  
Not for wealth overflowing,  
Only for enough to aid me."*

Visualize yourself with money, shopping, balancing your check book, anything that shows you being prosperous and with enough money. Do this for as long as you wish.

Tap the green stone and the pyrite with your athame, then say:

*"Green and gold,  
Is what I call to me,  
With the aid of dragons,  
And for the greater good,  
With harm to none,  
As I do will,  
So mote it be!"*

Thank the Dragons.

Close the circle as normal.

Let the candle burn out and, if there is any wax left, bury the candle in your yard.

Carry the stones with you have enough money to be comfortable, then bury them as well.

### ***Notes:***

To be honest I've never done this ritual for myself, mainly because I tend to shy away from prosperity rituals. I have a Sagittarian's luck with money, so I don't often find myself in dire need.

With that said, I have been part of a groups that have performed it. We did it for two different members of the one group and they both went off without a hitch. From that I would recommend it if you need a good prosperity spell. However, I can't tell you exactly how it worked since it was done for others and not myself. Sorry!

## ***The Dragon Watcher***

A watcher servitor designed to protect person/s and place. I placed mine on Table Mountain charged with the intent to protect the mountain from unscrupulous land developers and to broadcast justice energys into the city. I plan on making more so as to make a viral network of them.

You will need:

- A modell of a Dragon, make it yourself out of clay or buy one etc. A box to put it in.
- The servitor's sigilised instructions and name, this can be on or in the Dragon, or in the box. (I combine the name with the instructions)
- Dragons blood
- Red lanterns or any other suitable lighting.
- Oak leaves and bark
- Iron filings
- Sword or symbolic representation of one.

## The Rite

*On the altar: the ingredients above.*

1. Banish and open
2. S.O.I: "It is my will to infuse this this vessel with the forces of protection, and that it be a sentient being charged to protect n and to safeguard the vicinity which is to be its home.
3. Light the suffumigations and lighting.
4. Take up iron filings in hand and walk to fire quarter, circumambulate the circle sunwise (maybe five times) sprinkling the iron filings on the circle, imagining them falling as red gold sparks, visualise the circle as being composed of red gold flame.
5. Having returned to the place of fire, invoke the fire elementals  
Call the Fferyllt:  
Here me now brethren of the Fferyllt, you secret ones who dwell in the highest peaks of the Brenin Llywd (a name I gave to the mountain - welsh for Grey King) Governors of the Mighty Dragons which guard the lands.  
Now is a time of need!  
Be ye present in this working.
6. Invokation to Cu Chulain:

### *Premiliminary*

I invoke you Cu Chualin! Mighty one!  
Massive limbed and Aureoled with seering flames!  
I ask that your heroe's salmon leap be upon me,  
that you lend your great strength unto me,  
to burn out all that is unjust in me,  
and this make of me a purer vehicle so as to carry out  
the forces of Justice.  
Cu Chualin I call on you!

### *Main*

Fierce hound!  
Thundering charriot!  
Spear of sunlight!  
Wrathfull sword of flames!  
Salmon leap!  
Deadly Warp Spasm!  
Quicker to the field of blood than to a wedding!  
Quicker to the ravens feast than to a burial!  
Come anger of Fire  
Fire of Oak  
Oak of Knowledge  
Wisdom of Wealth  
Sword of Song  
Song of Searing Edge!  
Io Cu Chulain!  
Io! Io! etc

7. Then do the Lightning Flash exercise by Phil Hine, but instead of bringing the force out of your head, bring it to your heart center in a sphere of red gold, do this five (or six) times, and each

time you do it the sphere gets brighter and hotter, on the fifth (or sixth) time project the force from your heart center out the palms of your hands in one exhalation so that it converges on the Dragon.

8. With weapon or hand, trace the sigil of the dragon above it whilst intoning its name, then about it a sunwise circle five times to stir the projected ether, then within the circle trace an invoking heptagram of mars, vibrating: SABAO! (Greek)
9. Now take up the Dragon in your hands and address it.  
"Wake to these words O Warrior Dragon n:  
I command you in the name of Mighty Cu Chulain and the Fferyllt who are lords of fierce Dragons and in my own name for out of great need have I created thee.  
I decree that you shall cause all those to depart who have taken evil into their hands.  
Or have but in their own heart been moved towards it and that they harm none as they leave the place which I shall make thy home.  
Wake to these words O creature of flames, and be thou a true and unfailing regent of defence."
10. Proclaim your deed unto the powers:  
"And the priests raised their shields and shook them, shook them with a sound as of thunder!  
And they danced to the loud wailing flutes.  
This was the deed of the priests!"
11. Put servitor in box, add whatever items you deem appropriate . Trace a large banishing heptagram of Mars. Give thanks to the powers you called on, banish the elementals, do the qabalistic cross. End.

Notes: In welsh myth the Fferyllt are the lords of the dragons that guard the lands, and are said to dwell on Mount Snowdon. The invocations are a mixture of my own and other stuff from various sources.

## *Spells*

### *Dragon Wisdom Spell*

To be done on a Wednesday nearest a full moon.

**Items needed:** A purple candle, a blue candle, lavender oil, and sandalwood incense.

Cast Circle.

Inscribe the purple candle with a Dragon's Eye, then dress it with the lavender oil.

Light the purple candle and say:

*"Let this flame  
Open my third eye  
To be wise  
Of the past and future  
Let this flame*

*Open my minds eye  
To the energies."*

Inscribe your name on the blue candle, then dress it with the lavender oil. Hold the candle and feel yourself connect with it.

Use the lavender oil to draw a solar cross on your forehead.

Take a deep breath, and visualizing a blue cone of light around you, starting from there you raise your hand, a ball of blue light starts to descend upon you, covering you in the relaxing color of wisdom; blue, blue like the eternal oceans, the blue of the sky, the deep blue that comforts you and bathes you with wisdom.

Once the cone of power and wisdom is around you, say:

*"All mighty Dragon Lords, Blessed be!  
Your presence is needed so to me come!  
Hear me for this is what I want to see...  
...Enhance my knowledge and banish my doubts  
so I may learn, that wisdom may come to me  
In perfect love and perfect trust and with harm none  
As I will,  
So Mote It Be."*

Take a few minutes to let the feeling of well being sink in, think of all of the wise people in your life and how you would like to become one of those persons.

Perform the simple feast.

Open the Circle.

Remember to release the excess.

Let the candle burn out completely.

### ***Notes:***

This is another ritual from my magister that I absolutely love! I don't always feel wiser after performing it, but I do find that I am more focused on my studies and on uncovering the facts. In a spiritual setting, it really helps me to zone in on where I want to go and to see how to get there.

The energy for this ritual seems fairly low key while you're doing it, but afterwards it really packs a punch. I notice the dragons lingering around, often for weeks, after I've done this spell. Don't do this if you don't seriously want pushed along your path, the dragons that I've gotten have all been pretty rough task masters. If I try to be lazy after doing this I definitely get a kick to the butt!

## *Dragon Candle Healing Spell*

To be performed on a Sunday (for dragons of fire, healing) during a waxing moon (also for healing).

**Items needed:** blue candle, a piece of hematite, and a healing oil such as lotus.

Purify self and cast Circle.

Invite dragons with:

*“Silent Dragons of healing might,  
Descend, I pray, to my Circle tonight.  
Lend me your aid in healing this man  
As I offer you welcome and blessings.  
As we do will, so mote it be  
Hail and Welcome!”*

Face the South for the element fire and also to become more in tune with the dragons of the day.

Cleanse and purify the blue candle.

Once cleansed, inscribe it with the name of the person to be healed as well as any healing symbols that call to you such as runes, kanji, etc.

Anoint the candle with the healing oil.

Visualize the person healed, and they are happy and healthy. Continue the visualization until the candle is filled with healing energy and ‘hums’ in your hand.

Call on dragons of healing (raise athame to salute the sky, and allow the point to touch the earth) and say:

*“Dragons, ethereal patrons of healing,  
Hear my plea and lend your energy and aid  
to help heal my husband and ease his pain.  
Lend your presence to this work I do  
that he may once again enjoy life to fullest.”*

Light the blue candle and place the hematite stone near the base of the candle (hopefully some of the candle will drip onto the stone). Take a few moments to infuse the stone with healing energy.

State your intention of allowing the spell to do its work:

*“After this Circle is opened, I release the healing energy gathered here tonight to run it’s course. I place no expectations on it other than to its job to the best of its ability, aided by the Dragons and my Will. So mote it be”*

Thank the gathered elements and dragons.

Offer food and drink in thanks and honor to the Dragons for the help that they have bestowed and open Circle.

Allow the candle to burn down. When it has burnt itself out give the stone to the person to carry as a charm. Once they healed bury the stone or drop it into running water to return it and any remaining energy to the earth.

### ***Notes:***

I wrote this as part of my training and for my husband because he needed to have an operation. I've only used it once, but it seemed to help him a lot after the operation and the surgeon remarked on how quickly he healed. I haven't really had a chance to use it again, its something that I would employ for close family members. I say that because the dragons really seem to 'inspect' the person that you're doing it for. I think that our feelings toward them help to influence the dragons in whether or not they choose to help or they choose to ignore the patient.

Michael kept the stone near the bed while he was recovering and after the drugs from the hospital wore off he was able to manage his pain mainly with an ice pack. After he was healed I buried the stone near a small grove of trees near our old apartment in Pottstown.

## ***Asking a Dragon to Heal***

General Healing, Asking Dragons To Heal

Oh, Dragons Of Earth, Wind, Water, And Fire

Heal "Place Or Person, To Be Healed"

In Thy Purifying Light, Be Gone All Pain

Dragons True, Oh Dragons Bright

Creator Be With You.

Burn Healing Spell

Oh Dragon, Oh He Of Ice

Cool Mine Pain,



I Bless Thee Thrice

May I Heal Clear And True

Oh, Dragon, May The Light Blesseth You

\*\*\*\*\*Spell / Charm For Snakebites\*\*\*\*\*

Oh, Kings Of Dragons. Hear My Words

May This Poison Be Gone From Me

Oh, Mighty Dragon Protect Me.

### ***Draconic Tool Consecration***

**Items needed:** the tool you will be consecrating, Power or Dragons Blood Oil, and a small bowl filled with salt, sand, or dirt.

Cleanse the ritual area and yourself with smudging.

Anoint your forehead with oil with either a pentagram or a horned moon.

Ground and Center.

Cast Circle.

You do not need to invoke God and Goddess, but if you wish to you may. You should call on your patrons if have any.

Invoke the dragons.

Stand with arms stretched and upraised. Say:

*“Gathered elements,  
Earth and Fire  
Water and Earth  
Spirit and Chaos,  
May whatsoever touches you  
Be charged with the  
Energies inherent in you as well as*

*That of the Ancient Dragons  
So mote it be."*

Pick up the tool you are consecrating and hold it in front of you at eye level. Say:

*"(Tool) of the element of (element),  
I have washed you of all impurities.  
Blessed be thou, O Creature of Art."*

Pass the tool through the incense smoke several times and visualize the energy of air charging it.

When done, face eastward and hold up the tool. Say:

*"By the dragons of air,  
Ruled by the knowledgeable Sairys,  
May this (tool)  
Be dedicated in its service to me,  
And be devoted to purity  
This (tool) of (element)  
Is now consecrated in the East.  
So mote it be."*

Pass the tool through the flame of the Guardian Candle. If this will damage the tool in any way, you may simply pass the tool above the flame so that it will not be harmed. Visualize the energy of fire charging the tool.

When done, face southward and hold up the tool. Say:

*"By the dragons of fire,  
Ruled by the powerful Fafnir,  
May this (tool)  
Be dedicated in its service to me,  
And be devoted to passion.  
This (tool) of (element)  
Is now consecrated in the South.  
So mote it be."*

Sprinkle a few drops of water (this can be the purified salt water) onto the tool, or if this will harm it get one of your fingertips damp and touch the tool somewhere inconspicuous. Then visualize the tool being charged with the energy of water.

Turn to face westward and then hold up the tool. Say:

*"By the dragons of water,  
Ruled by Naelyon of the Depths,  
May this (tool)*

*Be dedicated in its service to me,  
And be devoted to emotion.  
This (tool) of (element)  
Is now consecrated in the West.  
So mote it be.”*

Touch the tool to salt, sand, or soil and visualize it being charged with the energy of earth.

When done, face northward and hold up the tool. Say:

*“By the dragons of earth,  
Ruled by mighty Grael,  
May this (tool) be devoted in its service to me,  
And be devoted to stability.  
This (tool) of (element)  
Is now consecrated in the North.  
So mote it be.”*

Stand before you altar and hold the tool out in front of you like you are offering it to someone. Say:

*“Mighty Dragons, I offer this humble thanks  
That you have helped me  
To charge and consecrate this (tool).  
Sanctify this instrument that  
Has been prepared in your honor.”*

Use a drop or two of either the Power Oil or the Dragons Blood Oil and draw a personal symbol on the tool. If the oil will stain or harm the tool, the use a very small amount and rub it between your forefinger and your thumb until most of it has evaporated, then draw your symbol somewhere fairly hidden. Then breathe on the tool three times and envision your personal power flowing into the tool.

When done (be careful if the tool is large and/or sharp) touch the tool to your heart, lips, then raise it to the sky in a salute.

Place the tool on your altar, hold your hands over it and say:

*“Round and around  
Power be bound  
Dragon blessing revealed  
Now be sealed.”*

If you wish to give a name to your tool do it now.

If you have any other tools to consecrate, you may do it now if you aren't too drained.

Pick up the chalice with wine in it (juice, milk, etc.) and the plate with the cakes for your simple feast. Hold them up in offering and say:

*"Mighty dragons and assembled deities,  
I offer this wine and feast in your honor,  
Bless this humble offering  
And grant me the wisdom  
To notice your presence in all of nature.  
Blessed be."*

Make an offering of wine and a cake to the Dragons, if you invoked God and Goddess make an offering to them as well.

Eat the simple feast.

Close the Circle.

### ***Notes:***

The first thing I'd like to note here is that you *don't* have to have separate tools for working dragon magick. My magister taught that you may choose to do so if you will doing very intensive work with them and will still be doing rituals where you don't want to mix in draconic energy. You may double consecrate tools if you already have some and wish for them to have dragon blessing as well as the normal consecration that you would have already done.

I actually have a separate athame for draconic work because that felt right to me. Not everyone likes to work with dragon energy as it can be rather overpowering and since I tend to work in groups that have a fairly mobile population I thought it best to have a separate tool. However, my sword and wand were both double consecrated. I have noticed that those seem to feel heavier than what they did, as if the dragon consecration has a tangible weight.

The consecration that my magister gave to me didn't strike a chord with me so I re-wrote it and this is the result. I'm very happy with it and it really packs a kick!

### ***Dancing with Dragons spell***

As it is, the majestic dragons, although silent and patient, still dwell within the caves of our dreams, waiting to be called forth to carry out their exalted titles.

O Lord, who made the dragon, and the dragon's open sky,  
And gave to me a dragon's soul; a dragon's urge to fly--  
Let me Dence within your cloudscapes far beyond Earth's chain,  
Let me rejoice in my grandeur,  
Let me not grow vain!  
Let me vindicate my honor with my fang and claw,  
Let my raging heart show mercy,  
Let that show no flaw!  
Let me have the joy of all the shining gold I've stored,  
Let no pauper-dragon go forth starving from my hoard.  
And, Lord, should the need arise and I be called to fight,  
Dragon-Maker, make me victor, and, God--help that knight!

### *Anger calming spell*

Needed Items: 3 light blue (or white) candles (votives are good for this) ,3 pieces of light blue (or white) paper .Peace Oil (or olive oil or vanilla extract) .Peace Incense (or vanilla or sandalwood) .A blue ink pen  
A fire-proof receptacle (such as an empty jar with a lid)

Step 1: Inscribe each candle with 2 of the following runes:

Nied: To help calm distressed emotions

Gifu: To restore one's mental equilibrium and perspective

Beorc: To bring harmony back into the household

Sigel: To bring healing to all effected

Kenaz: To renew peace within the family

Ing: To bring a positive ending to the situation

While carving the candles, be sure to visualize the person who is the object of the spell as being happy, calm and relaxed. See any problems between the two of you as having already been resolved in a way that promotes growth, mutual respect and understanding (not necessarily agreement which may not be possible... just agreeing to disagree and letting the matter drop).

Step 2: Anoint each candle with the Peace Oil, again visualizing the other person and you living in harmony with all quarrels forgiven and forgotten. As you do so, chant:

Dragons of hearth, Dragons of home,

Stable as Earth, Stable as stone,

Lend me your strength, lend me your calm

Help me to make this magical balm.

Step 3: Light the peace incense and light the candles. Write the person's name on each piece of paper in blue ink, and pass each one through the smoke of the incense and say:

As smoke fades to nothing, so does the anger that lies between [name] and me.

Let no harsh word or ill feeling remain that may cloud our hearts or minds.

Light each piece of paper from a different candle and place it in the fire-proof receptacle. As you light each one, chant:

Peace I send from me to you,

Love I send to follow through.

From this anger be set free,

As I will, so mote it be!

Let the candles burn themselves out if possible. If not, try to burn the candles for two hours each day/night until they burn out. If you cast a formal circle close it as usual.

### *Dragon Money Spell*

During the new/waxing/full moon (full moon being the strongest) anoint a green candle with patchouly, think of money being drawn to you. Place candle in holder and place on altar. Now put a new penny in front of the candle. Now put 4 malachite stones around the candle and penny. Chant 3 times:

"by dragon powers of air, fire, water

and earth money come forth to me,

and (amount) is what i need at this time.

harm come to none, multiply now this new penny."

Light the candle and gaze into the flame, see the money coming to you, let the candle sit on the altar until it has burned down all the way. When the candle has burned all the way down, take the wax and bury it on your property. Take the penny and carry it in your wallet with a malachite stone to increase money being drawn to you. note: this spell works best if you really have a need for this money, this is not a become a millionaire spell.

## *Dragon Oils*

### **Dragons Blood Oil**

- 14 drops carnation e.o.
- 5 drops cinnamon e.o.
- 5 drops allspice e.o.
- 1 ounce (30 mls) base oil

### **Dragon Protection Oil**

- 5 drops Amber e.o.
- 3 drops Jasmine e.o.
- 9 drops Dark Musk e.o. (may replace with regular musk)
- 7 drops Rue e.o.
- 1 ounce (30 mls) almond oil for the base
- small pinch of sea salt
- 1-2 small pieces of dragons blood resin
- 1 small piece of amber

### **Dragon Shield Oil**

- 12 drops Patchouli e.o.
- 8 drops Sandalwood e.o.
- 2 drops Lilac e.o.
- 1 ounce (30 mls) base oil

### **Dragon Hoard Oil**

- 4 drops Clove e.o.
- 4 drops Patchouli e.o.
- 12 drops frankincense e.o.
- 4 drops Pine e.o.
- 4 parts Bergamot e.o.
- 35 mls of base oil (this works out to 2 tablespoons + 1 teaspoon)

These last two aren't strictly dragon oils, but you may find them useful in your practice so they are included here.

### **Power Oil**

- 14 drops Orange e.o.
- 5 drops Ginger e.o.
- 5 drop Pine e.o.
- 1 ounce (30 mls) base oil

### **Initiation Oil**

- 9 drops Frankincense e.o.
- 9 drops Myrrh e.o.
- 3 drops Sandalwood e.o.
- 1 ounce (30 mls) base oil

### ***Notes:***

When making oils be aware that there are two types, essential oils (e.o.) and fragrance oils. These recipes call for essential oils which are the pure oils from herbs and flowers, their scents are very strong which is why only a few drops are called for. These are to be blended together into a carrier or base oil. Fragrance oils are often synthetic and while they cost less may not blend together as well or may have a strange after scent.

Carrier oils are mild, pure oils that are used to dilute and increase the amount of oil made from the concentrated essential oils. They are used to make oil blends cost less and last longer. The most common and preferred carrier oils are Jojoba, Almond, Grapeseed, and Apricot Kernel oil. Jojoba oil is actually a liquid form of wax, and resists aging and oxidization better than any other carrier, but it is also one of the most expensive carriers. Both Almond and Apricot Kernel are high quality and relatively inexpensive. You can also use mineral oil or olive oil, but only use the latter if you don't mind it lending an extra note to your scent.

To blend the oils together, use a clean dark glass bottle and add the essential oils to it then swirl the bottle to blend the oils. You can measure the oil by using glass droppers which can be bought at a pharmacy or drug store. Be sure to use a clean dropper for each oil then clean the droppers thoroughly after each use. Then add the appropriate amount of carrier oil. Cap the bottle and gently roll it between your palms. Uncap the bottle and add any required herbs or crystals. When done, be sure to label the bottle with the name of the blend and the date it was made.



When measuring ounces or milliliters, be sure to use an accurate tool. Normal household spoons are never accurate; you should either ask your pharmacy for a dosing spoon that will have mls and teaspoons clearly marked or invest in an inexpensive teaspoon/tablespoon measuring set.

If you are to add any herbs or crystals be sure to cleanse and charge them before adding them to the oil. Stones can be cleansed with salt water then letting them soak in sun- or moonlight. Herbs can be charged with your personal power or they can also be left to bathe in sun- or moonlight. When recipes call for precious or semiprecious stones you can always use the less expensive chip bead necklaces or bracelets. Unstring the chips and they should be right size to add a small chip or two to your bottle.



**Thanks for reading  
Dragon Magick**